


INVESTMENT SOLUTIONS & PRODUCTS  
Economic Research

## Company succession in practice

June 2016

# The challenge of generation change



Succession rate  
**Every fifth SME is approaching company succession**

Page 8

Type of succession  
**More than half of SMEs handed over to non-family members**

Page 18

Distribution principles  
**Ownership and management: Who receives what?**

Page 22

## Publishing information

### **Publisher: Investment Solutions & Products**

Loris Centola  
Global Head of PB Research  
Tel. +41 (0)44 333 57 89  
Email: [loris.centola@credit-suisse.com](mailto:loris.centola@credit-suisse.com)

Dr. Oliver Adler  
Head of Economic Research  
Tel. +41 (0)44 333 09 61  
Email: [oliver.adler@credit-suisse.com](mailto:oliver.adler@credit-suisse.com)

### **Contact**

Credit Suisse Economic Research  
Email: [branchen.economicresearch@credit-suisse.com](mailto:branchen.economicresearch@credit-suisse.com)  
Tel. +41 (0)44 333 77 35

Center for Family Business (CFB), University of St. Gallen  
Email: [cfb-hsg@unisg.ch](mailto:cfb-hsg@unisg.ch)  
Tel. +41 (0)71 224 71 00

### **Editorial deadline**

May 20, 2016

### **Publication series**

Swiss Issues Branchen

### **Orders**

Electronic copies via [www.credit-suisse.com/research](http://www.credit-suisse.com/research).

### **Copyright**

The publication may be quoted with reference to the source.  
Copyright © 2016 Credit Suisse AG and/or its affiliates. All rights reserved.

## Authors

Mateja Andric, CFB, University of St. Gallen  
Dr. Miriam Bird, CFB, University of St. Gallen  
Andreas Christen, Credit Suisse Economic Research  
Emilie Gachet, Credit Suisse Economic Research  
Dr. Frank A. Halter, CFB, University of St. Gallen  
Sonja Kissling, CFB, University of St. Gallen  
Roman Schenk, Credit Suisse Economic Research  
Prof. Dr. Thomas Markus Zellweger, CFB, University of St. Gallen

### **Contribution**

Thomas Schatzmann, Credit Suisse Economic Research

## Contents

Editorial	4
Management summary	5
Information on the survey	7
Company succession – Stock-taking	8
Entrepreneur demographics	12
Family firms – Overview	14
Family firms – Governance structures at SMEs	16
Type of succession – Overview	18
Type of succession – Family influence	20
Distribution principles	22
Governance instruments	25
Asset governance	28

## Editorial

Just like the founding or expansion period, company succession is one of the decisive stages in the life cycle of every company. A generation change at the top of the company is a complex process that poses a wide range of challenges to both the entrepreneurs affected and their environment, as not only material and financial aspects are involved in succession planning but emotional aspects almost always also play a role. This is naturally all the more so in the case of family firms for which the business and private spheres are strongly interwoven.

In our 2016 succession survey, over 1,300 small and medium-sized enterprises provided an insight into their ownership and management structures and reported on their experiences and plans with regard to company succession. Our study accordingly contributes to a better understanding of the challenges confronting Swiss SMEs in the field of succession. We would like to take this opportunity once again to express our warm thanks to all participants in the survey. The high relevance and topicality of the issue are underlined by the survey results: Over three quarters of those surveyed have already begun to think about their own succession arrangements, and one in five even plans to hand over the company within the next five years. Based on this information we estimate that over 70,000 SMEs are currently approaching a generation change in Switzerland.

This study is a joint project by our Economic Research and the Center for Family Business (CFB) of the University of St. Gallen, the leading Swiss institution in the research and teaching of company succession. Credit Suisse and the CFB of the University of St. Gallen can look back on a sound track record of successful cooperation: Detailed examinations of key questions concerning the issue of company succession were already carried out in the preceding studies in 2009 and 2013. This year's study contains an update of the most important key figures as well as new and in-depth findings about the causal relationships of succession processes. Among other things we examine the question of how the demographic change is set to influence the number of company successions in Switzerland in the years to come. We also investigate the effect of family dynamics and government instruments on company handovers. Each section is supplemented with practical recommendations.

As the bank for entrepreneurs, Credit Suisse supports its clients in all phases of entrepreneurship as a professional contact partner. For example, we support more than 350 company successions each year. We hope that you as an entrepreneur are able to gain some helpful input for planning your own succession from our study and would be delighted to assist you with this task.

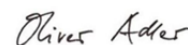
We wish you an interesting and informative read!



Andreas Gerber  
Head of SME Business Switzerland  
Corporate & Institutional Clients



Andreas Arni  
Head of Entrepreneurs & Executives  
Private & Wealth Management Clients



Dr. Oliver Adler  
Head of Economic Research  
International Wealth Management

# Management summary

## Over three quarters of SME entrepreneurs have addressed their own succession

(p. 8-11)

Company succession represents one of the most core strategic tasks facing all entrepreneurs. Almost every entrepreneur has to address it sooner or later. And it is not just a question of financial but almost always also of intangible assets, as one's own business is generally more than a mere source of income. Our survey among over 1,300 SMEs illustrates clearly just how important the topic is in the eyes of entrepreneurs. More than three quarters of the chief executives questioned have at least partially addressed their own succession planning.

## Every fifth SME is approaching company succession

(p. 8-11)

One in five SMEs is actually planning a company succession within the next five years. Extrapolated for the overall economy, this means that by 2021 around 70,000 to 80,000 SMEs will be facing a generation change. These companies are responsible for over 400,000 jobs, which is equivalent to around 10% of all employees in Switzerland. The high macroeconomic importance of successful succession processes is therefore undeniable. A failed or unsatisfactory company succession exerts a negative impact not only on the company affected and its workforce, but also on its business partners. According to our survey, around a quarter of all SMEs often had negative experiences with company successions of business partners such as clients and suppliers.

## Demographics will lead to more succession cases in the next few years

(p. 12-13)

The share of SMEs seeking to hand over to the next generation within the coming five years has fallen slightly compared with 2013 from 22% to 20%. We think that this decrease is very likely only to be a temporary phenomenon. More than half of SME chief executives are today aged between 50 and 65 and thus belong to the babyboomer generation. Today around 560,000 people throughout Switzerland are between 60 and 65 years of age and therefore immediately approaching retirement. At 750,000, this figure will be almost 50% higher in 2030. The retirement of this babyboomer generation is therefore very likely to result in significantly more company successions in the next 15 years.

## Lower but rising share of women on the management of SMEs

(p. 12-13, 17)

As at the same time the age group of the successor generation is growing much more slowly, an increasing shortage of potential successors could arise in the next 15 years. One possible strategy for filling this gap is to appoint more woman chief executives, since although the share of women holding management positions has risen in recent decades, women are today still only in charge of just under 10% of all SMEs. The share of women on boards of directors and executive boards amounts to around 20%. An increasing share of woman chief executives could potentially cushion the upcoming demographically-related imbalance between (male) sellers and (male) acquirers.

## Share of family firms falling

(p. 14-15)

While company succession does not just affect family firms, the latter are more strongly affected by the issue as the entrepreneur's financial and personal bonds with the company are particularly strong here. According to the survey, 75% of all SMEs are currently family firms. Extrapolated for Switzerland, this corresponds to 375,000 family firms with 1.6 million employees. Compared with surveys carried out in 2004 and 2013, the share of family firms has fallen somewhat. Reasons for this decrease could be of both an economic and sociological nature. On the one hand, industries have predominantly grown in Switzerland in recent years that are characterized less by family firms, such as healthcare and IT and corporate service providers. At the same time, social changes over the past few decades have led to more and more successors from entrepreneurial families pursuing a career outside the family business. Or to put it another way: Children today are less frequently willing to take over the business of their parents than used to be the case.

## More than half of companies handed over to non-family members

(p. 18-19)

It comes as little surprise in this context that family and non-family succession plans are now balancing each other. Although a relative majority of 41% of SMEs still wish to hand over the company within the family, around a fifth of these are also considering non-family solutions. Altogether, marginally more SMEs are today seeking a purely non-family succession solution (34%) than a purely family solution (33%). In our 2013 survey, the opposite ratio held. Among the non-family succession plans, selling to former (senior) employees is most frequently cited (management buyout, 25%), followed by selling to another company or a private equity company (21%) and selling to an individual outside the company (management buy-in, 17%). In reality,

above all management buy-ins take place more frequently than many SMEs plan. Forty-six percent of today's chief executives took over their company from a family member, 25% as part of a management buyout and 30% by means of a management buy-in.

### **Family influence determines type of succession**

(p. 20-21)

The influence of the family within the company has a decisive impact on the choice of type of succession, with the family relationships among the owners also playing an important role. SMEs in which there are no family members among the owners plan one day above all to hand over the company to (senior) employees. The more family members there are among the owners and on the executive board, the more likely the family buyout option is likely to gain significance at the cost of the management buyout. However, the readiness to sell to buyers outside the family and company only depends little on the strength of the family influence within the company. The intention to keep the company within the family is at its greatest at family firms if the owners include parents with their child and/or sibling relationships. If only spouses are included in the ownership, almost half of family firms plan a non-family handover.

### **The principle of equality prevails for handover of ownership and that of performance for handover of management**

(p. 22-24)

The question arises in the case of family successions as to which younger members of the family management and ownership should be handed over to. A range of distribution principles can be crucial for this decision: Should the company go to the most competent younger family members from an entrepreneurial perspective or be divided equally between all of them? According to our survey, the majority of SMEs would prefer to hand over ownership to all younger members in equal shares (65%). However, when handing over management SMEs would focus on the most capable family members from an entrepreneurial perspective. Only 3% of SMEs favor the principle of primogeniture, that is, handover to the oldest son or daughter. The selection of distribution principles among other things also exerts an influence on company performance. If the previous generation focused on the performance principle when handing over management, today's managers will assess the development of company performance to be better than if the principle of equality or even the principle of primogeniture was applied to the change of management.

### **SMEs make greater recourse to governance instruments for family successions**

(p. 25-27)

A succession brings about changes to the structures and decision makers within the company. It is therefore very important that instruments are at hand for guaranteeing a smooth handover. According to our survey, frequent use of such governance instruments is made among owners of SMEs. Forty-two percent of SMEs make recourse to shareholder agreements, 36% to contracts under inheritance law and 35% to contracts under matrimonial law. Governance instruments can among other things serve to pave the way for future succession planning. Those SMEs that make use of a larger number of governance instruments accordingly display a greater tendency toward family succession plans. Family firms therefore appear to fall back on governance instruments in order to preserve future family control within the company and in doing so prevent a sale of the company to non-family members.

### **Family members and friends acquire companies at the best price**

(p. 28)

All succession planning involves setting a price for the company to be handed over. This price depends strongly on the personal relationship between the seller and the successor. Our survey shows that family members and friends are able to acquire the company at particularly favorable terms. Both groups receive an average discount of 41% of the market price. Eighteen percent of family successors even receive the business 'free of charge'. Only around a third of all acquirers pay the full market price or more. At 22%, business partners receive the smallest discount. The discount in the case of purchase by previously unknown persons or handover within the business is 27%.

## Information on the survey

For the third time after 2009 and 2013<sup>1</sup>, the Center for Family Business of the University of St. Gallen and Credit Suisse are jointly investigating the topic of company succession among Swiss small and medium-sized enterprises (SMEs) in 2016. As with the previous editions, the present study is based on a large-scale survey among company chief executives.

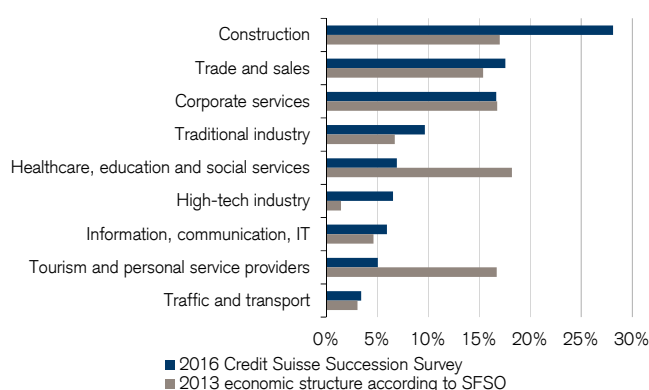
The Credit Suisse 2016 succession survey is based on two questionnaires. The first questionnaire was completed by 1,343 SME entrepreneurs from all parts of the country. They answered questions about the structure and history of their company, corporate management and the general handling of the topic of company succession. Five hundred and thirty-four entrepreneurs who took over their business in the last 20 years completed an additional questionnaire with further questions about the process of company succession. The sample size can therefore vary depending on the question and evaluation.

The survey was conducted by an independent polling organization on an anonymous basis in January and February 2016. The anonymous data was collated and analyzed by the Center for Family Business of the University of St. Gallen and Credit Suisse Economic Research.

The distribution of the survey participants deviates somewhat from the sector and size structure of the overall Swiss SME landscape<sup>2</sup> reflected in the most recent statistics on corporate structure (STATENT) of the Swiss Federal Statistical Office (SFSO) dating from 2013. Construction and industrial firms in particular are overrepresented in the survey, while SMEs from various service sectors are underrepresented (see Figure 1). In addition, micro firms with fewer than ten full-time equivalents (FTEs) are underrepresented in the survey compared to their actual frequency in Switzerland – in contrast to small and medium-sized enterprises (see Figure 2). However, these discrepancies barely limit the survey's validity.

**Figure 1: Sector distribution of survey participants**

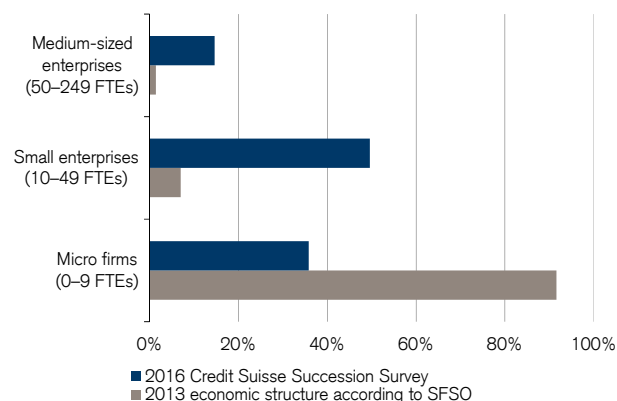
Share of companies



Source: 2016 Credit Suisse Succession Survey, Swiss Federal Statistical Office

**Figure 2: Company size of survey participants**

Share of companies



Source: 2016 Credit Suisse Succession Survey, Swiss Federal Statistical Office

<sup>1</sup> Credit Suisse (2009): *Effective Succession Management – A Study of Emotional and Financial Aspects in SMEs*; Credit Suisse (2013): *Success Factors for Swiss SMEs – Company Succession in Practice*.

<sup>2</sup> The following sectors are excluded from the analysis: agriculture/forestry, energy/water supply, finance/insurance, public administration.

## Company succession – Stock-taking

# Every fifth SME is approaching company succession

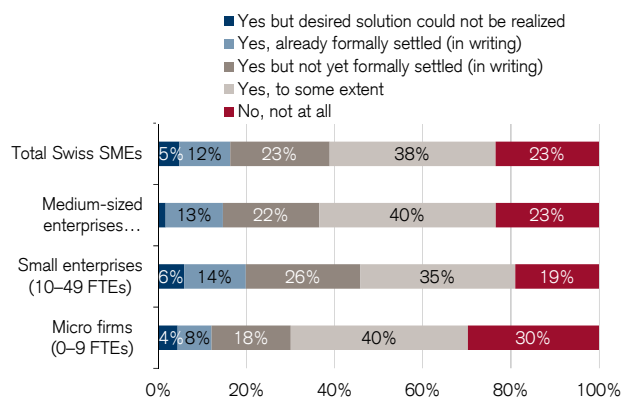
How definite the handover plans of Swiss SMEs are depends on the age of the entrepreneur and the size and sector of the company. Altogether, every fifth SME questioned will approach a generation change in the next five years.

### Succession as a challenge for SMEs

Company handover is one of the most important, but perhaps also the most difficult milestones in the life of an entrepreneur. Succession planning also involves, although not just and not primarily, financial assets. The emotional component often plays an important role as for many entrepreneurs their own business represents their life's work. As our previous studies have shown, company succession can be a complex, challenging and in some cases lengthy process entailing a certain potential for frustration for both the seller and the acquirer. It is not always possible for the favored handover solution to be realized (see *Who takes over? Desire and reality*). Among those entrepreneurs who have acquired their company in the last 20 years, almost one in ten claims to be generally to totally dissatisfied with the process of company handover. On the other hand, almost 40% are very satisfied. So what are the factors behind a successful succession process? Based on the results of this year's survey, we have been able to gain some important insights in this regard and derive specific practical recommendations for SME entrepreneurs.

**Figure 3: Thoughts on succession planning**

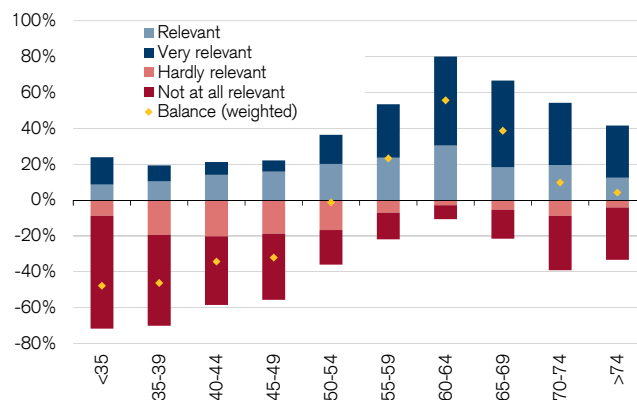
"Have you already thought about your own succession planning?", share of answers



Source: 2016 Credit Suisse Succession Survey

**Figure 4: Relevance of the succession issue by age**

Share of answers by age group ("not at all/hardly relevant" shares shown with a minus sign); weighted balance of "(very) relevant" and "not at all/hardly relevant" answers



Source: 2016 Credit Suisse Succession Survey

### Over three quarters of SME entrepreneurs have addressed their own succession

Our survey shows that the majority of Swiss SME entrepreneurs have addressed the succession issue. Over three quarters of those surveyed claim at least to some extent already to have thought about their own succession planning (see Figure 3). At 23%, the share of entrepreneurs who have not yet thought about it at all is lower in 2016 than in the 2013 survey (27%). This suggests that managers in Switzerland are increasingly aware of the importance of planning their succession. However, the *specific handover plans* of the surveyed SMEs currently appear less fully developed than was the case three years ago. The share of entrepreneurs who so far have only to some extent thought about succession amounts to 38% in 2016, up from 32% in 2013. As before, micro firms more rarely have specific plans than small and medium-sized enterprises. Purely due to their size, micro firms have fewer resources (including time) at their disposal for addressing strategic decisions such as succession planning alongside their day-to-day business. On top of this, the corporate success of micro firms depends greatly on the specific person of the entrepreneur (thereby hampering transferability) and in certain areas (e.g. personal service



providers) new companies of the same type can be founded relatively easily so that transfer to the next generation of entrepreneurs may seem less attractive.

### Succession issue becomes increasingly relevant with age

How relevant the topic of succession is for each individual entrepreneur depends on a range of factors. The 2013 survey suggested that age combined with health was by far the most important reason for withdrawing from the company, before the desire for more free time and financial aspects. As chief executives get older, the relevance of the succession issue accordingly increases for them (see Figure 4). Although there are isolated cases of young entrepreneurs addressing the issue of their succession, the topic significantly gains importance from the age of 50. The relevance peaks between the ages of 60 and 65, i.e. shortly before statutory retirement age. In future the demographic changes that Switzerland is set to undergo over the coming years and decades could therefore exert a decisive influence on the number of planned company handovers. We address this issue in more detail in the section entitled *Company succession and the babyboomer generation*.

### One fifth of SMEs plan a transfer by 2021

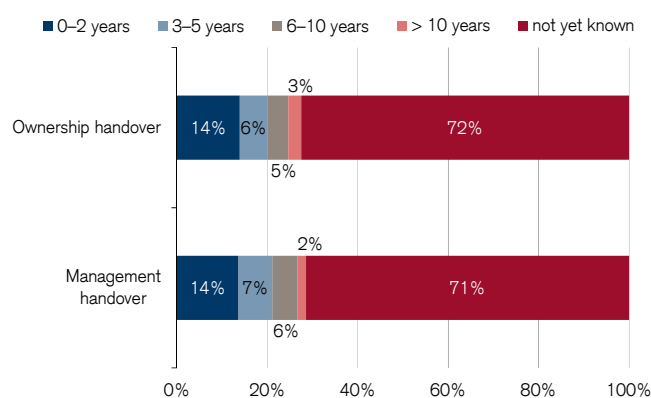
According to the survey, just under 30% of Swiss SMEs currently have a specific timetable regarding succession (see Figure 5). Twenty percent intend to transfer ownership of the company in the next five years; almost 14% already plan to do this in the next two years. Similar figures emerge for the transfer of management (21% and 14% respectively for a planned transfer in the next five or two years). However, for more than 70% of those surveyed the precise timing of their own succession is still not known – around a third of these comprise entrepreneurs who have not yet thought at all about succession planning.

### Succession rate lower in 2016 than in 2013

At 20%, the current succession rate<sup>3</sup> of Swiss SMEs is lower than in our previous surveys. In 2013, 22% of those surveyed intended to transfer ownership of the company within five years; in 2009 this share came to 29%. At the same time, the share of companies unable to state any specific timing for succession has risen in 2016 compared with the previous surveys (2009: 20%; 2013: 68%, 2016: 72%). However, for methodological reasons (among other things a different wording of the questions and sampling structure), the temporal comparison should be treated with a certain degree of caution.<sup>4</sup>

**Figure 5: Time horizon of handover plans**

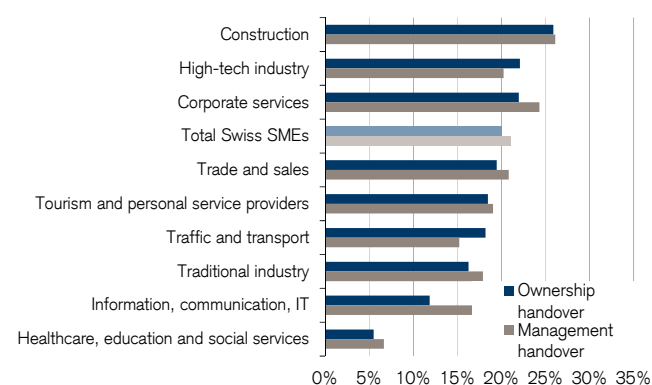
"When do you intend to hand over ownership/management of the company?", share of answers



Source: 2016 Credit Suisse Succession Survey

**Figure 6: Succession rate by sector**

Share of companies with handover plans for the next five years



Source: 2016 Credit Suisse Succession Survey

### 20% of those surveyed only became chief executive of their SME in the last five years

A more detailed analysis of the survey results brings to light some interesting findings that could help to explain why the succession rate in 2016 is lower than in 2013 despite SMEs devoting more attention to the issue. It thus appears that around a fifth of the chief executives taking part in this year's survey only assumed their present function within the last five years (i.e. in 2011 or later). In the 2013 survey this figure was just under 14%. These 'newly-fledged' managers may

<sup>3</sup> We define the succession rate as the share of companies planning company succession in the next five years.

<sup>4</sup> For example, the survey participants in 2009 also included companies with over 250 employees. In order to facilitate a representative comparison over time, we weight the succession rates calculated in the individual surveys for micro, small and medium-sized enterprises (see Figure 7 for the 2016 figures) with the number of companies by size category in accordance with the 2013 STATENT (see *Information on the Survey*). This results in a weighted SME succession rate (ownership handover) of 26% for the year 2009, 19% for 2013 and 15% for 2016, thus confirming the picture of a declining succession rate.

well be having some general thoughts about their own succession planning; however, as they have only recently acquired or founded their company, they will not yet have any specific plans for the next handover. The time of handover therefore lies in the dim and distant future for them.

### Regulatory, economic and demographic factors influence the succession rate

Generally speaking, changes and uncertainties in the regulatory, economic and demographic environment cause the succession rate to fluctuate over time. For example, the inheritance tax initiative launched in 2011 but then clearly rejected by the Swiss electorate in June 2015 caused uncertainty for many Swiss SMEs and will have prompted some entrepreneurs to plan the handover of ownership at an early stage and bring forward company handovers.<sup>5</sup> The question also arises as to how the currently weaker economy (due to the strong franc) is affecting succession plans. Some companies could be tempted in view of the more challenging economic situation to bring forward company handovers, while others prefer to wait for more stable times. Furthermore, as the babyboomers (1946 to 1964 age groups) gradually reach statutory retirement age, the final years of a populous generation will have started to hand over their companies.<sup>6</sup> Owing to the ongoing aging of the population, a sharp increase in succession cases to be planned is to be expected in the future (see *Company succession and the babyboomer generation*). However, the number of handovers realized and hence the number of 'new' chief executives is also set to rise, which will have the opposite effect on the succession rate.

### ICT, healthcare and education sector with comparatively low succession rates

The share of companies intending to transfer ownership in the next five years displays strong fluctuation on a sector comparison (see Figure 6). The differences can partly be explained by the individual sector structure and entrepreneur demographics. The economic cycle in the individual sectors will also play a role. As in 2013, the construction industry has the highest succession rate (handover of ownership/management 26% respectively). By contrast, the rates in the IT and communications sector (ICT; 12% and 17% respectively) and above all in healthcare, education and social services (5% and 7% respectively) are strikingly low.<sup>7</sup> At 32%, the share of entrepreneurs in the ICT sector who have not yet thought at all about their own succession is particularly high on a sector comparison (total Swiss SMEs: 23%; see Figure 3). The sector, and above all the IT segment, are largely shaped by small firms. As already mentioned above (see Figure 3), micro firms tend to have specific handover plans less frequently. Although in terms of the age of the chief executive the ICT sector does not differ significantly from other industries, marked differences exist with regard to company age. With 1994 as the average year founded, SMEs from the ICT sector are considerably younger than the average Swiss SME (1973). Specifically this implies that for many ICT entrepreneurs the desire to hand over the company will still lie in the distant future.

### Healthcare: Shortage of skilled labor impeding succession planning

In healthcare, education and social services, the share of entrepreneurs who have not yet thought at all about their succession lies close to the Swiss average at 24%. By contrast, the share of SMEs in the sector that have so far only addressed the issue to some extent is well above average (44% vs. 38% for all SMEs). However, at 27%, the share of chief executives surveyed who only assumed their function in the last five years is also above average in healthcare, education and social services. Somewhat surprising for this sector is that even among the chief executives who have already addressed the succession issue in more detail, a large majority claim the timing of handover still to be unknown. This could suggest that the entrepreneurs in question are seeking a successor but having difficulties finding one. The search for a suitable successor is particularly difficult in this sector. On the one hand the activities require very specialized expertise that is often acquired over many years of study, while at the same time an increasing shortage of skilled labor and hence also of successors is prevailing more strongly in healthcare in particular compared with other sectors.

### Succession also affects business partners

Generally speaking, company succession is not only relevant for the affected entrepreneurs, but also has implications for family members and other stakeholders such as employees and business partners (clients, suppliers etc.). Our 2013 survey showed that the vast majority of SMEs gave some thought to the company successions of business partners. Many actively seek information from their business partners in order to be able to respond at an early stage and/or attempt to contact possible successors. A minority develop contingency plans to cope with the

<sup>5</sup> On the other hand it is known that the decision by the Federal Supreme Court on indirect partial liquidation back in 2004 (BGE 2A.331/2003) led to uncertainties concerning the tax burden of companies in the event of succession planning and thus to a partial postponement of succession processes.

<sup>6</sup> According to the survey, however, entrepreneurs tend to continue working for longer than the average working population.

<sup>7</sup> The ICT sector and healthcare, education and social services are also the sectors with the lowest shares of family firms (see *Share of Family Firms Falling*).

## 70,000 to 80,000 Swiss SMEs affected by a succession in the next five years

potential succession failure at their business partners. Our survey this year shows how important such measures are: Twenty-three percent of the SMEs surveyed claim to have had negative experiences with company successions of business partners frequently to very frequently.

If profitable businesses fail as a result of succession planning and are thus forced to close their doors, economic value is lost in the form of jobs, value creation and tax receipts. As in the previous editions, the information obtained in the context of this year's survey allows us to quantify the current and future significance of company succession for the Swiss economy. By extrapolating the size category-specific succession rates derived from the survey to the entire Swiss SME landscape, we arrive at the following results: In the next five years – i.e. by 2021 – over 74,000 companies with a total workforce of 406,000 full-time equivalents will be affected by an ownership handover (see Figure 7). This is equivalent to around 10% of all employees in Switzerland. According to these extrapolations, around 80,000 small and medium-sized enterprises with a total of 464,000 employees will be subjected to management handover in the next five years. These figures demonstrate vividly how important it is for the Swiss economy as a whole that the forthcoming succession processes actually succeed. We therefore aim with the analyses in the following sections to foster a better understanding of the mechanisms behind successful successions.

**Figure 7: Significance of company successions up to 2021**

Extrapolation

Company size	Economy*		Ownership transfer			Management transfer		
	SMEs	Employees (FTE)	Succession <5 years	SMEs	Employees (FTE)	Succession <5 years	SMEs	Employees (FTE)
Micro firms	459,636	823,260	14%	64,349	115,256	15%	68,945	123,489
Small enterprises	35,031	710,854	25%	8,758	177,713	26%	9,108	184,822
Medium-sized enterprises	7,115	707,151	16%	1,138	113,144	22%	1,565	155,573
<b>Total</b>	<b>501,782</b>	<b>2,241,265</b>	<b>15%<sup>8</sup></b>	<b>74,245</b>	<b>406,114</b>	<b>16%</b>	<b>79,619</b>	<b>463,884</b>

Source: Swiss Federal Statistical Office, 2016 Credit Suisse Succession Survey

\*2013, excluding agriculture/forestry, energy/water supply, finance/insurance and public administration

### Stock-taking: findings and recommendations for practice

- Around 20% of all companies are invariably confronted with company succession – you could talk about a mass phenomenon. At the same time, all succession planning must be viewed very individually.
- Underlying conditions such as the economic environment, changes in legislation or the economy have an impact on the liquidity of the succession market. The significance of these trends which it is not possible for owners to influence varies for their own succession depending on the sector.
- The willingness of potential succession candidates to take on the business is receding in our part of the world. You should not therefore shut the door too quickly if you have a potential successor. There is no guarantee that you will find another one quickly in the foreseeable future.
- Your succession also affects your business partners (clients, suppliers etc.). Succession planning carried out early and then communicated clearly offers them security.

<sup>8</sup> This figure corresponds to the succession rate calculated in Footnote 4 and weighted by size category.

## Entrepreneur demographics

# Company succession and the babyboomer generation

Many SME entrepreneurs belong to the babyboomer generation that will reach statutory retirement age in the next ten years. The number of entrepreneurs wishing to hand over their business is therefore set to rise.

### More than half of Swiss SME entrepreneurs are aged between 50 and 65

The issue of company succession is closely connected with the age of the entrepreneur. As we have seen in the preceding section, it particularly gains significance between the ages of 50 and 65. It is therefore essential when examining the topic of company succession to be familiar with the demographic structure of the entrepreneurs. As in our study back in 2013, we accordingly take a close look at entrepreneur demographics. According to this year's survey, the average age of Swiss SME chief executives is 54 (2013: 55). They are therefore older than the entire working population that has an average age of 41 (see Figure 8). Entrepreneurs also continue working beyond regular retirement age considerably more frequently than the working population as a whole. Nevertheless, only 12% of SME chief executives are aged over 65. The majority (around 55%) are between 50 and 65 years of age and thus belong to the 1951 to 1966 birth cohorts – those generally referred to as the babyboomers.

### Babyboomer generation reaching retirement age

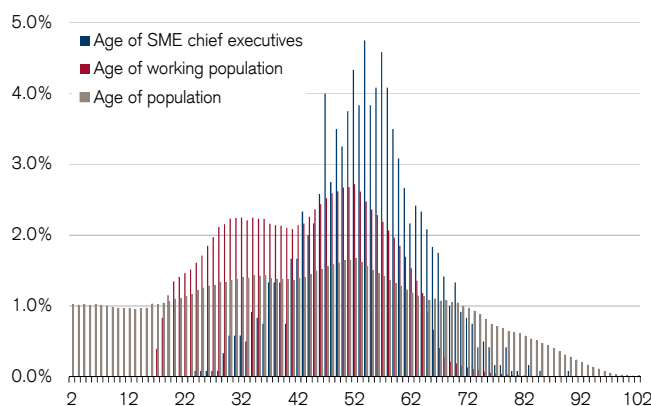
The babyboomer generation is among other things characterized by the fact that – as the name implies – it had a very high birth rate that was never again reached by the succeeding generations. This is directly reflected in the population size of the individual age cohorts, as Figure 8 shows. The populous babyboomer generation is now gradually reaching regular retirement age. Switzerland therefore will see an unprecedented wave of retirements in the next 15 years or so. While in 2006 there were around 510,000 people aged between 60 and 65 and thus approaching retirement, there are now over 560,000 and in ten years there will be 750,000. This effect should level off again from around 2030 (see Figure 9).

### Demographics will lead to more company successions in the next few years

Although the demographic profile of Swiss SME entrepreneurs is not congruent with that of the working population as a whole (see Figure 8), it can be assumed that this 'babyboomer effect' also plays a role for company succession. The correlation between the planned time of handover of the company and proximity to regular retirement age is accordingly very strong, as we have illustrated in the preceding section. Furthermore, according to the 2013 survey, age and health factors were the main motive for around 61% of entrepreneurs to hand over their company. It is

**Figure 8: Demographics of entrepreneurs and population**

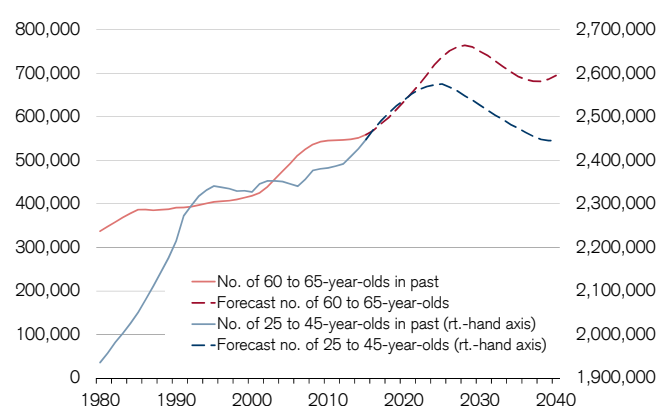
Percentage by age (in years): SME entrepreneurs, working population (FTEs) in 2014, usual resident population in 2014



Source: 2016 Credit Suisse Succession Survey, Swiss Federal Statistical Office

**Figure 9: Swiss population by age group**

Number of persons; forecast from 2015



Source: Credit Suisse, Swiss Federal Statistical Office

therefore to be anticipated that the number of aspired company successions is set to rise for purely demographic reasons in the next ten years unless, for instance, the retirement age of SME chief executives rises as part of a general increase in retirement age. This development entails both an increasing need for advice about succession solutions among SME entrepreneurs as well as greater demand for potential successors.

### Is the demographic trend impeding the search for successors?

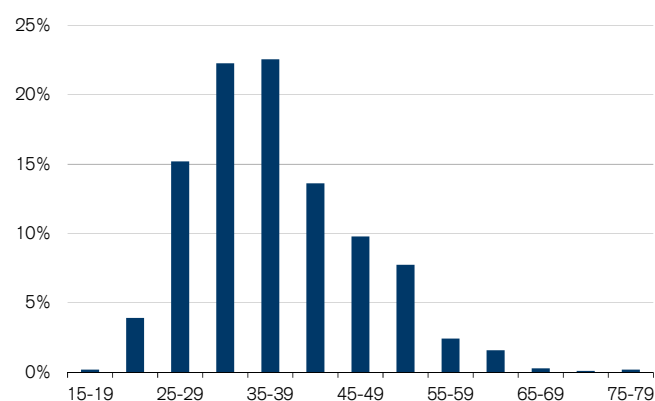
The average SME entrepreneur became chief executive at the age of 38 (admission to the executive board at 36). Three quarters of the entrepreneurs surveyed were aged between 25 and 45 when they took over the management (see Figure 10). In absolute figures this cohort will only grow half as fast within the overall population as that of the 60 to 65-year-olds in the next ten years (see Figure 9).<sup>9</sup> If we assume that there will be no change to the average accession age of SME chief executives in the future, the pool of potential succession candidates in relation to the number of potential sellers will accordingly contract significantly: Today there are 4.3 25 to 45-year-olds for every 65-year-old but in 2030 there will be only 3.4. To put it another way, the demographic trend is likely to impede the search for potential successors in the next decade.

### Older and more woman chief executives could ease the problem

Two developments could mitigate this demographically-induced disparity between sellers and potential successors. Firstly, it is conceivable that owing to the general aging of the population the average age of takeover could also rise. It is already the case today that 12% of chief executives currently in office were aged 50 or above when they assumed their position. Should this share rise as part of the demographic change of society or a general increase in the retirement age, the aforementioned disparity between sellers and potential successors will diminish somewhat. A rising share of woman chief executives could also ease the situation. While only 4% of the predecessors of today's chief executives were women, at 10% this share is significantly higher for the current generation but still very low. Although woman chief executives are still clearly in a minority, the share of women who have taken over this position in the past ten years has nevertheless reached 12% (see Figure 11).<sup>10</sup> This still very low share suggests considerable potential for growth. Further information about the participation of women in the management of Swiss SMEs can be found in *Family Firms – Governance Structures at SMEs*.

**Figure 10: Age on takeover of management**

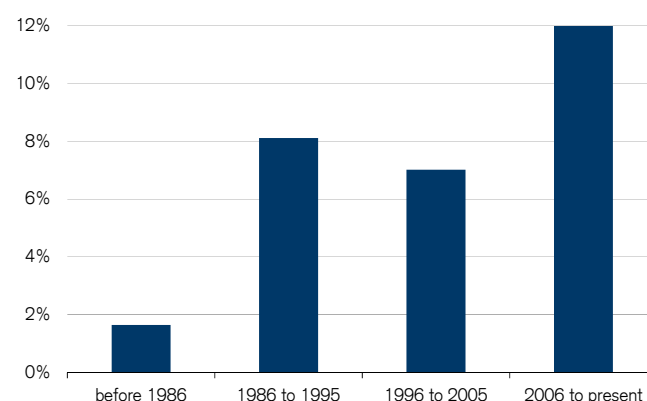
Percentage of respective age cohorts



Source: 2016 Credit Suisse Succession Survey

**Figure 11: Share of woman chief executives over time**

Share of woman chief executives; takeover of management in applicable period



Source: 2016 Credit Suisse Succession Survey

<sup>9</sup> The growth of the successor group (25 to 45-year-olds) in relation to the strength of the individual age cohorts only amounts to one eighth of the seller group (60 to 65-year-olds).

<sup>10</sup> As construction and industrial firms are overweighted and healthcare SMEs and personal service providers underweighted in the sample (see Figure 1 in *Information on the survey*), the share of woman chief executives of SMEs will in practice be slightly higher. Around a third of corporate management in healthcare, education and social services comprises women, compared with just 3% in construction. If we take these sector distortions into account, the share of woman chief executives increases slightly.

## Family firms – Overview

# Share of family firms falling

Seventy-five percent of all Swiss SMEs are family firms. This share has shrunk since 2013 and could fall further in the years to come. Nevertheless, the SME landscape will remain shaped by family firms in the future.

### Family firms particularly affected by succession

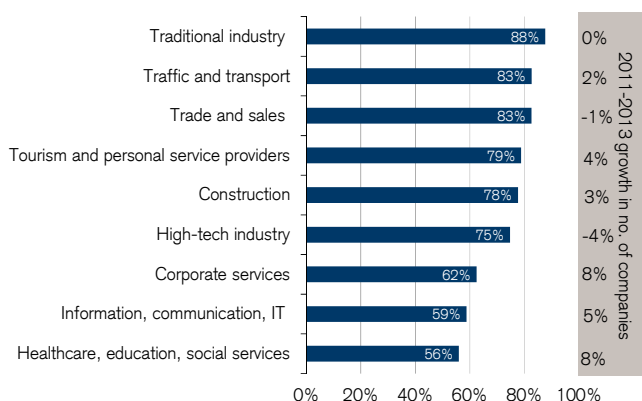
Family firms are affected in a particular manner by the issue of company succession as the worlds of work and family are especially closely linked here. When the entrepreneur retires, the company and family therefore have to redefine themselves independently from each other in the absence of internal family succession. Moreover, the financial connection between the family and the business is often particularly strong in the case of family firms. The theme of fairness also takes on a special significance: For example, should the company be transferred to the most competent younger family members from an entrepreneurial perspective or should all family members be considered equally? What impact will this have on the future success of the business? To find out more about the importance of company succession for family firms, please see the following sections from [page 20](#).

### Seventy-five percent of Swiss SMEs are family firms

The global share of family firms is estimated to be around 60 to 90%. The estimates for Switzerland range from 88% in 2004<sup>11</sup> to 81% in 2013<sup>12</sup> and – based on our survey – 75% in 2016<sup>13</sup>. If SMEs are questioned directly, only 60% describe themselves as family firms (2013: 66%). Family firms represent a majority of companies in all size categories and sectors, although they are found more frequently in certain economic branches than in others (see [Figure 12](#)). Extrapolated for Switzerland as a whole, a share of family firms of 75% corresponds to around 375,000 family SMEs in which some 1.6 million people are employed – around 41% of all employees in Switzerland. Family firms accordingly pose a central pillar of the Swiss economy.

**Figure 12: Proportion of family companies by sector\***

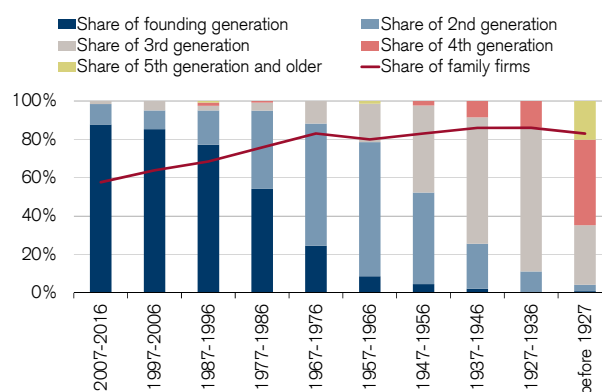
Share of family firms; growth in number of companies 2011–2013



Source: 2016 Credit Suisse Succession Survey, Swiss Federal Statistical Office; \*according to substantial family influence, see [Footnote 13](#)

**Figure 13: Proportion of family firms and entrepreneur - generations\* by period of foundation**

Vertical axis: share of companies; horizontal axis: period of foundation



Source: 2016 Credit Suisse Succession Survey; \*generation of entrepreneurs: answer to question of which generation is primarily active on the executive board

<sup>11</sup> Frey, Halter, Zellweger (2004): *Bedeutung und Struktur von Familienunternehmen in der Schweiz*.

<sup>12</sup> Credit Suisse (2013): *Success Factors for Swiss SMEs – Company Succession in Practice* (newly weighted).

<sup>13</sup> We describe family firms as companies in which there is a "substantial family influence". We consider there to be a substantial family influence if the sum of the family's percentage of total equity, seats on the management board and seats on the supervisory body is greater than 100% (see Halter/Schröder 2010). In the case of companies that cannot be clearly identified as family or non-family firms owing to a lack of data, we use the subjective assessment of companies that was also requested in the survey. The answers of the survey participants have been weighted by sector and size category in order to obtain a representative result that can be compared over time.

### Is the share of family firms really falling?

A comparison of the survey results from the years 2004, 2013 and 2016 seems to suggest a constant decline in the share of family firms. However, these figures must be interpreted with a certain degree of caution. For example, the downturn between 2013 and 2016 lies within the range of uncertainty of the survey method. It is therefore not possible to conclude with certainty from these figures that the share of family firms really has decreased in the last few years. In order to answer this question, we need to consider other indicators.

### Likelihood that a company is a family firm increases with its age

Figure 13 shows that the share of family firms is linked to the age of the company. Of those companies that were founded in the past ten years, only 58% are family firms. However, the share for periods of foundation preceding the end of the 1970s largely lies above 80%. This difference does not necessarily mean that the share of family firms has declined over time. First of all, the low rate among young companies could also partially be due to the fact that many initially do not consider themselves to be family firms at all but that a transformation takes place in this regard over time, for instance when the children complete their education and join the company. Secondly, founders of non-family firms will less frequently (wish to) hand over their businesses as independent companies than founders of family firms. Thirty-five percent of the founders of non-family firms but only 29% of first generation family firms ultimately intend to liquidate their company or sell it to another company. In other words, the share of family firms automatically increases with the gradual retirement of the founding generation and the leap to the second generation (see Figure 13).

### Future growth sectors more strongly shaped by non-family firms

On the other hand, we also find indications that the share of family firms is indeed decreasing, although on a very long-term basis. Switzerland's economic structure is changing, with the importance of industry and trade decreasing while healthcare, corporate service providers and IT are growing continuously.<sup>14</sup> Precisely these three growth sectors feature a significantly lower share of family firms than the other sectors (see Figure 12). The reasons for the relatively small number of family firms in these sectors will be both a relatively high degree of specialization and a strong dependence of the company on the specific person of the chief executive. By contrast, the highest share of family firms is to be found in industry and trade. If the number of companies from healthcare, IT and corporate services increases in proportion to the other sectors, the share of family firms from the perspective of the overall economy will shrink as a result.

### More opportunities today of founding a company outside the family than previously

As well as the changing economic structure, sociological changes will also be responsible for the decline in the share of family firms.<sup>15</sup> Since the end of the 1960s, the traditional family image has changed and the role of the individual has gained importance. Economic and social changes (due to the multi-option society) have increasingly opened up opportunities for potential successors within the family also to found a company or pursue a career outside the family. This is another factor accounting for the gradual increase over time of the share of non-family company handovers (see *Who takes over? Desire and reality*). A frequent reason for non-family takeovers that comes as little surprise in the context of the aforementioned multi-option society is the lack of interest in a takeover among the children.<sup>16</sup>

### Family firms will continue to account for the majority of Swiss SMEs for a long time to come

Although these changes in the economy and society could lead to a further (slow) decline in the share of family firms in the years to come, family firms will continue to shape the image of the Swiss SME landscape. Fundamentally, the family firm business model – the focus on the long term, strong emphasis on quality, employee-friendly corporate culture and the importance of sustainable business management – has not lost any of its appeal since the last survey. Furthermore, family members still remain the most popular business partners when founding a company. There is a high level of trust between family members as they have known each other for a long time.

<sup>14</sup> See Credit Suisse (2016): *Sector Handbook 2016 – Reverberations of the Swiss Franc Shock*.

<sup>15</sup> For a more detailed discussion, see Frey, Halter, Zellweger (2004): *Bedeutung und Struktur von Familienunternehmen in der Schweiz*.

<sup>16</sup> See Credit Suisse (2013): *Success Factors for Swiss SMEs – Company Succession in Practice*; also Zellweger, Sieger & Englisch (2015): *Coming Home or Breaking Free? A Closer Look at the Succession Intentions of Next Generation Family Business Members*. Ernst & Young.

## Family firms – Governance structures at SMEs

### Families are omnipresent at SMEs

As illustrated in the previous section, most SMEs are family firms. The family influence at SMEs is therefore very strong. This is particularly noticeable with regard to the company shares that at around three quarters of all SMEs are completely family owned. However, the executive board is only comprised exclusively of family members in 55% of cases. The share of family members on the board of directors is somewhat lower. This is completely made up of family members in 48% of cases. Families thus primarily control the company via ownership participation, while the share of non-family members of the executive board and board of directors is comparatively high.

### Ownership, management and board of directors are intertwined

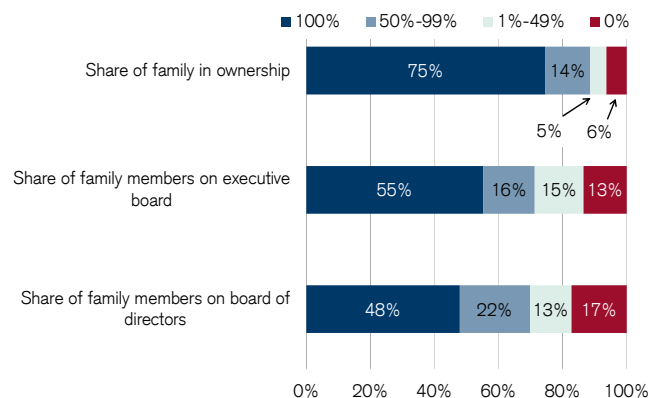
The boundaries between ownership, executive board and board of directors at SMEs are fluid. On average, 80% of all owners simultaneously also sit on the executive board, while members of the executive board hold an average of 77% of the company's shares. The board of directors is also not just limited to its function as a supervisory body. An average 65% of the members of the board of directors are also operationally active within the company. Altogether there is therefore no clear separation between ownership, management and board of directors. Instead, the same persons often execute multiple functions.

### Spouses and parent-child relationships dominate

Similar family relationships prevail overall on the executive board and among owners, although comparatively more family relationships are found among owners. However, spouses and parent-child relationships dominate in both functions. The group of owners comprises parents and their children in 43% and spouses in 42% of cases. By contrast, spouses are encountered more frequently than parent-child relationships on the executive board. Siblings are represented in 30% of cases among the owners and on the executive board at 23% of all SMEs. Members of the extended family such as uncles, aunts and cousins are involved comparatively rarely.

**Figure 14: Influence of the family at SMEs**

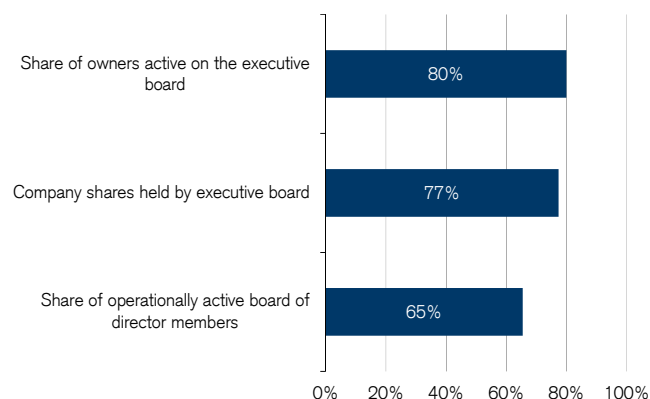
Distribution of family share; 100% = completely family owned and/or all members come from the family; 0% = no family ownership/members



Source: 2016 Credit Suisse Succession Survey

**Figure 15: Intertwining between ownership, executive board and board of directors**

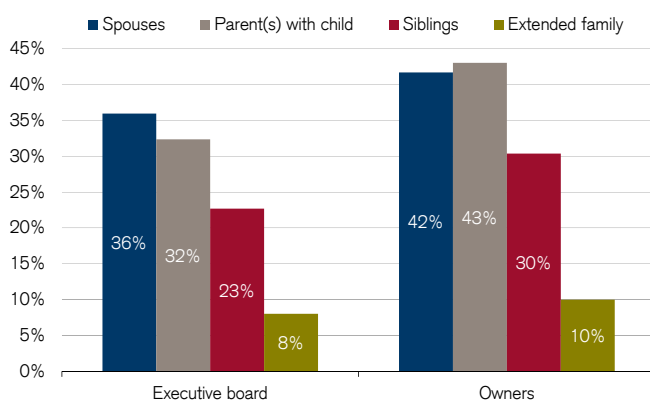
Average shares



Source: 2016 Credit Suisse Succession Survey

**Figure 16: Family relationships among owners and on the executive board**

Share of responses; multiple responses possible



Source: 2016 Credit Suisse Succession Survey



## Family firms – Governance structures at SMEs

### Chief executives mainly come from the owner family

Families are not only proportionately well represented on the executive board at SMEs. The position of chief executive is also occupied by a member of the owner family at most SMEs. Sixty-five percent of SMEs claim to have a chief executive from the owner family. It is also striking to observe that chief executives of SMEs simultaneously occupy the position of chair of the board of directors in 64% of cases. This result likewise makes clear that it is comparatively rare for the functions of the board of directors and operational management to be clearly separated at SMEs despite the fact that such separation is to be recommended for good corporate management in order to guarantee that the functions are exercised independently.

### Minor differences in the share of women between the different functions

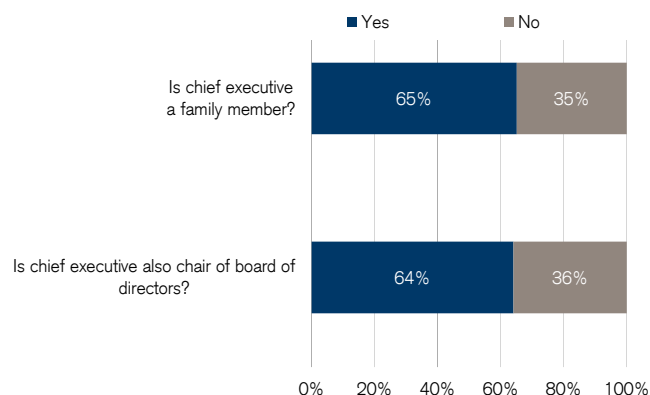
Women on average make up a share of 23% each among the owners and on the executive board. They are slightly less well represented on the board of directors with a share of 22%. Altogether the three functions therefore barely differ from each other in terms of the share of women. By contrast, the share of women among the chief executives of the companies surveyed is comparatively low, with only 10% of all chief executives at SMEs women. However, as we illustrate in the section entitled *Company succession and the babyboomer generation*, this share is slowly but steadily rising.

### Better management prospects for women from the family

The executive board on average comprises 77% men and 23% women. A glance at the composition of this 23% shows that the vast majority of women active on the executive board come from the owner family. Only 20% of the female members of the executive board are non-family persons. Women from the owner family thus appear to have significantly better prospects for management positions than those from outside the family. This result simultaneously suggests that women from outside the family face greater obstacles in terms of gaining a foothold in the management.

**Figure 17: Chief executives at SMEs**

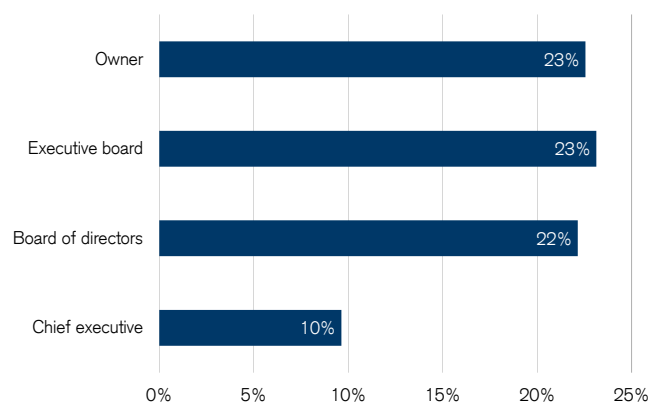
Share of yes/no responses



Source: 2016 Credit Suisse Succession Survey

**Figure 18: Share of women in different functions at SMEs**

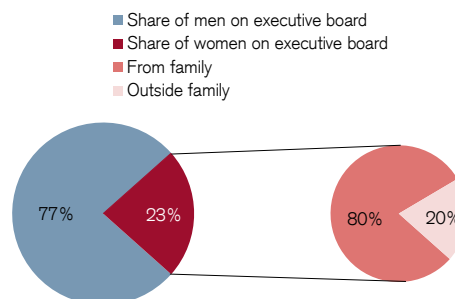
Average share of women in the respective functions



Source: 2016 Credit Suisse Succession Survey

**Figure 19: Share of women on SME executive boards**

Shares in percent; multiple responses possible



Source: 2016 Credit Suisse Succession Survey

## Type of succession – Overview

# Who takes over? Desire and reality

Internal family succession is just one of several possibilities. More than half of companies are handed over to non-family members and a third to persons who belong to neither the family nor the company.

### Who do entrepreneurs hand over their SMEs to?

All succession planning starts with the question of who should one day take over the company. We generally distinguish between internal family succession (family buyout or FBO for short), handover to (senior) employees (management buyout, MBO), handover to external persons (management buy-in, MBI) and sale to another company or to a private equity company. As in 2013, our survey this year illustrates how often these types of succession occur in practice. We examine both the handover intentions and plans of today's chief executives and the actual frequency of the individual types of succession. The focus is placed on both management and ownership transfer.

### Internal family and external handover plans more or less balance each other

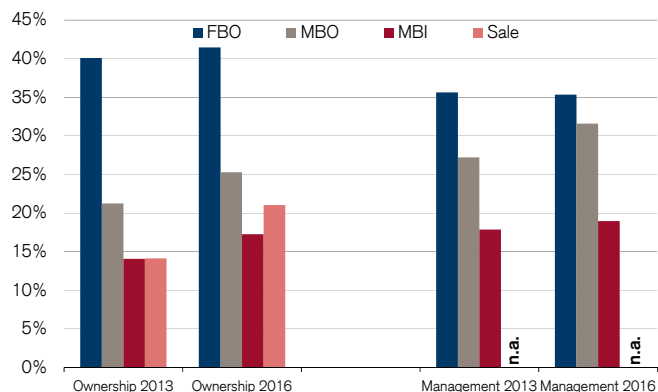
A relative majority of 41% of SME entrepreneurs plans or wishes to handover **ownership** of the company to family members. Twenty-five percent are planning a management buyout, 17% a management buy-in and 21% a sale to another company (see Figure 20, left). These figures add up to more than 100% as various survey participants are pursuing a mixture of these types of handover or considering multiple options. For example, around 8% wish to transfer ownership both within and outside the family. Altogether, 33% are pursuing an exclusively internal family and 34% an exclusively non-family solution.

### Non-family succession solutions have gained significance somewhat

All types of succession were cited more frequently compared with our 2013 survey (see Figure 20, left). This is primarily attributable to an increase in the number of multiple answers. Altogether, non-family succession plans have tended to gain significance slightly. There was a marginal decrease in exclusively family handover plans (-0.4 percentage points). By contrast, exclusively non-family plans rose slightly (+1.1 percentage points). Mixed handover plans (both family and non-family) increased by 1.7 percentage points. Forty-two percent of all SMEs surveyed are accordingly considering non-family succession solutions – compared with 39% in 2013. This (slight) increase in the share of non-family transfers is likely to be closely linked to the decline in the share of family firms and its causes (see *Share of family firms falling*).

**Figure 20: Ownership and management handover plans**

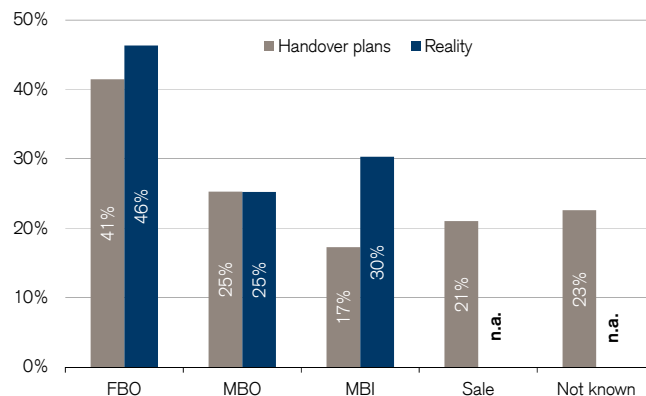
Share of responses; sum of all types of transfer can add up to more than 100% due to multiple answers



Source: 2013 and 2016 Credit Suisse Succession Surveys

**Figure 21: Planned vs. realized succession**

Share of responses; sum of all types of transfer can add up to more than 100% due to multiple answers



Source: 2016 Credit Suisse Succession Survey

### Handover of ownership more frequently within the family than transfer of management

A similar trend can also be observed with regard to the transfer of **management** of the company (see Figure 20, right). Exclusively family succession solutions marginally lose importance (from 30% to 29%), while exclusively non-family solutions (i.e. MBO, MBI and sale) are being pursued somewhat more frequently than in 2013 (38% vs. 35%).<sup>17</sup> However, what has not changed since 2013 is the fact that SMEs wish to keep ownership within the family somewhat more frequently than management. Conversely, (senior) employees are envisaged more frequently for taking over management than ownership (see Figure 20, comparison of left with right).

### Ownership and management often intended for the same recipient(s)

Despite these differences, ownership and management are often intended for transfer to the same person or persons at least in the case of an FBO or MBO. If a family handover of ownership is planned, management – if already known – is also intended for transfer to family members in 89% of cases. If in the event of a family handover of ownership no family members are envisaged for management, SMEs in many cases prefer existing employees to any external successors. If ownership is to be handed over to employees, the latter are also envisaged for management in 93% of cases. However, if the company is to be sold to persons outside the company or to other companies, there are plans in more than half of cases for existing employees or family members also to be included in the management.

### More than half of companies taken over outside the family

These results do not reflect the **succession solutions actually realized** but the desires and plans of the current chief executives. However, the actual implementation of succession planning often differs from these. Of the takeovers actually carried out in the last 20 years or so, 46% took place within the family (FBO). Employees took over the company in 25% of cases (MBO) and persons outside both family and company in 30% of cases (MBI). It was almost always the children who took over in the case of family handovers. In 50% of cases resulting in an MBI, the selling generation had previously had a friendly or business relationship with the buyer of the company. This did not apply to the other half of such cases. These are the so-called 'classical' MBI cases where buyer and seller come into contact via an advertisement or broker.

### MBIs occur more frequently than planned in reality

In Figure 21 we compare the current handover plans with the successions actually realized. The comparison is only approximate as the options "not known" and "sale" (to other company) are also possible in the planning phase but not available for the succession cases actually realized.<sup>18</sup> Nevertheless, Figure 21 clearly suggests that above all MBIs take place more frequently than planned in reality – a fact that we also observed back in 2013. A disproportionately large number of entrepreneurs who for a long time have no specific idea about who to hand over their business to will ultimately transfer it to an external person for lack of alternatives.

#### Desire and reality: findings and recommendations for practice

- Always think and act in scenarios. There is no guarantee that the envisaged succession candidate will then actually take over the company.
- The different types of succession FBO, MBO, MBI and sale to company entail different succession processes (in terms of duration, parties involved and purchase price). Take account of these aspects in your succession planning.
- Openness and honesty in the evaluation of succession candidates (particularly in the case of FBO/MBO) are necessary for the sake of the company. It is essential to scrutinize the ability and motivation of the candidates – even if you would prefer to put this off within the family due to family relationships.
- Discuss with the parties involved whether ownership and management succession should be linked.

<sup>17</sup> The differences between the 2013 and 2016 surveys are marginal for transfer of both management and ownership. It is therefore not possible to rule out that the changes are partially attributable to differences in the sample.

<sup>18</sup> For a direct comparison of the percentages to be meaningful, the shares of the "not known" and "sale" options must be subtracted out so that the responses to the options FBO, MBO and MBI also add up to 100% for the question concerning the handover plans. Calculated in this way, the FBO share comes to 49%, the MBO share 30% and the MBI share 21%. This would mean that the FBO and MBO shares are lower in reality than in the succession plans, while the MBI share remains higher.

## Type of succession – Family influence

# Family influence determines type of succession

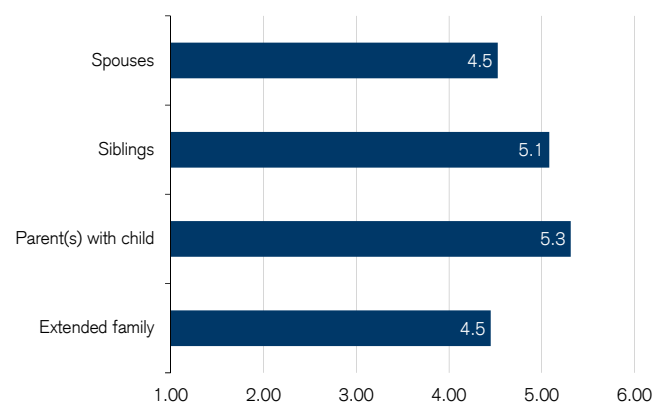
The influence of the family has a decisive impact on the choice of type of succession, with the family relationships among the owners also playing a significant role.

### Family relationships influence the desire to keep the company within the family

In keeping with the important role played by families at SMEs, succession planning for the majority of companies is also a significant aspect and an important step as part of the generation change within the family. In the preceding section we show which of the four types of succession (FBO, MBO, MBI and sale to another company) SMEs desire as a whole and put into practice in reality. We now examine the hypothesis that SMEs make different decisions about the type of succession depending on the influence of the family. The question in particular also arises as to whether and to what extent different family relationships among the owners exert an impact on the planned choice of succession type. According to our survey, different family relationships do indeed play an important role for succession planning. For instance, the intention to keep the company within the family is at its greatest if the owners include parents with their child (see Figure 22). Sibling relationships among the owners also strengthen the resolve to secure the family's future control.

**Figure 22: Effect of family relationships on the intention to keep the company within the family**

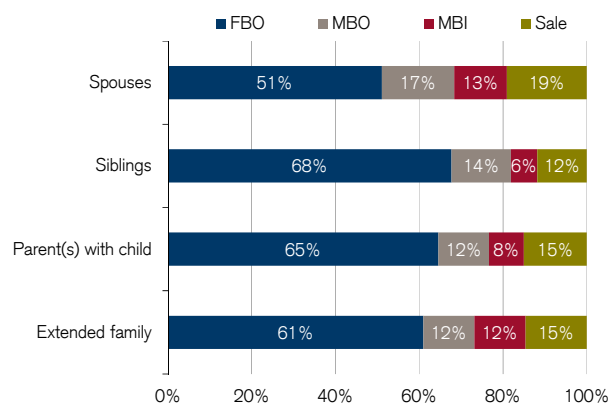
Average of responses depending on the family relationships at hand (among the owners) on a scale from 1 to 7; 1 = very weak intention, 7 = very strong intention; sample only comprises family firms



Source: 2016 Credit Suisse Succession Survey

**Figure 23: Effect of family relationships among owners on the planned choice of succession type**

Frequency of planned types of succession (for ownership) depending on the family relationships at hand; sample only comprises family firms



Source: 2016 Credit Suisse Succession Survey

### Intention of preserving family ownership comparatively low among spouses

Interestingly, the intention of keeping the company within the family is significantly lower among spouses in the group of owners than among siblings and where parents with their child are involved in the company, i.e. the younger and older generations are involved. The existence of descendants who are already involved in the ownership thus appears to be an important factor for company succession. It also suggests a certain readiness among the younger generation to keep the company within the family. By contrast, the involvement in the company of the extended family is reflected by a comparatively weak intention to keep ownership of the company within the family in the long term.

### Spouses sell company to third parties comparatively frequently

A similar picture emerges from an examination of the preferred types of succession (see Figure 23). For those companies only including spouses but no other family relationships among their owners, an FBO, that is, handover to another family member, is only considered in 51% of cases. This share is significantly higher at 68% and 65% respectively in the case of sibling and parent-child relationships. Regardless of the nature of the family relationships, the family firms

surveyed in most cases favor an FBO as their planned succession solution. However, alongside FBOs many owners also consider selling to another company, with the share of this alternative highest in the case of spouses under the owners at 19%.

**MBOs particularly popular at non-family firms**

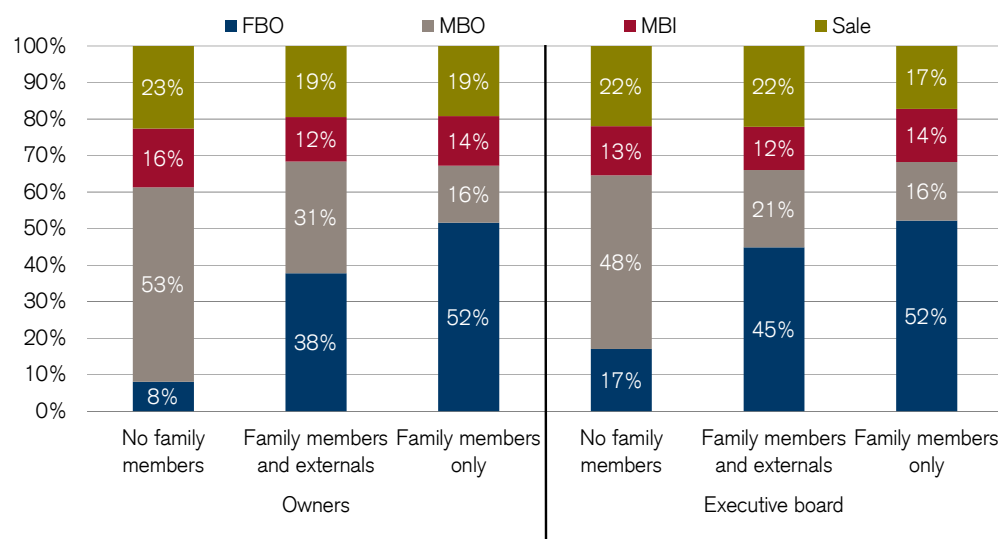
The importance of the family influence on the transfer of ownership becomes particularly clear when we expand our field of vision to include non-family firms. SMEs without family members among the owners envisage an MBO for the future transfer of ownership in 53% of cases (see Figure 24, left). This share amounts to just 31% if the group of owners partially comprises family members and a mere 16% if all owners are members of the family. Conversely, in the event of full family ownership the owners prefer an FBO in 52% of cases. The owners thus tend to opt more for an FBO rather than an MBO as the family influence within the group of owners increases. Remarkably, the share of those SMEs planning a sale to another company or an MBI only changes little as the family influence rises. With a share of 12% to 16%, the MBI option assumes the least significance throughout.

**Family influence on the executive board also exerts an impact on succession planning**

A similar situation holds for the family influence on the executive board. If the executive board is comprised exclusively of family members, the owners largely prefer an FBO as the planned succession solution (see Figure 24, right). However, an MBO is the most frequently considered option for SMEs managed by an entirely non-family executive board.

**Figure 24: Effect of family influence on the planned choice of succession type**

Type of succession (for ownership) depending on the share of family members among the owners/on the executive board



Source: 2016 Credit Suisse Succession Survey

**Type of succession and family influence: findings and recommendations for practice**

- For company succession the acquirers need to be prepared for their tasks and the handover of the tasks and responsibility needs to be carefully planned. You should therefore plan enough time for the handover.
- Make sure that you include all parties involved in the process. This is particularly important if you are planning an FBO. Bear in mind that the various family members have different roles and interests and that you should take these into account.
- Many family firms wish to hand over the company to the next generation. However, it must be ensured that younger members of the family wishing to take over the company also possess the necessary skills to manage the company successfully.
- Keep a "plan B" to hand. There is no guarantee that the preferred option will actually work.

## Distribution principles

# Ownership and management: who receives what?

The majority of SMEs intend to hand over ownership to all younger members in equal shares. However, when handing over management, SMEs would focus on the most capable family members from an entrepreneurial perspective.

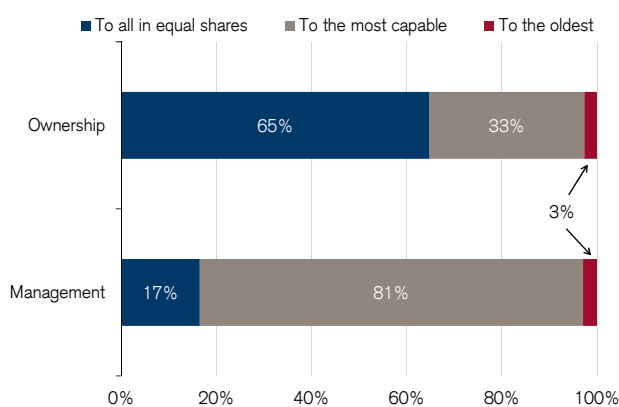
### Different principles for the handover of ownership and management

The question regularly arises in the case of family successions as to which younger members of the family management and ownership should be handed over to. A range of distribution principles can be crucial for this decision (see example in box). If the focus is on equal treatment, a handover of the company in equal shares and thus equal distribution among all descendants makes sense. However, as well as this principle of equality, owners can also focus on the performance principle and place the company in the hands of the most capable candidate from an entrepreneurial perspective. Finally, another possible handover principle is that to the oldest son or daughter (principle of primogeniture, see box on page 23). According to our survey, different distribution principles are decisive for ownership on the one hand and transfer of management on the other. While 81% of all SMEs surveyed would hand over management to the most capable younger member of the family from an entrepreneurial perspective, the principle of equality clearly dominates at 65% with regard to the handover of ownership (see Figure 25).<sup>19</sup> Owners of SMEs thus consider it particularly important to place operational management in the hands of the most capable family member from an entrepreneurial perspective in accordance with the performance principle. By contrast, the descendants' entrepreneurial capabilities play a considerably more minor role in the handover of ownership.

**Example:** The Gasser family has a chemicals company. All three children work in the business. Nadine is chief executive, Martin works in research and Lisa is in the marketing department. The Gassers' mother wishes to transfer the majority of the family firm's ownership to Nadine. But how do Martin and Lisa respond to this financial disadvantage? Do conflicts arise within the family or in the company? What is a fair form of succession, distribution of ownership by equality or performance?

**Figure 25: How would SMEs distribute ownership and management among the descendants?**

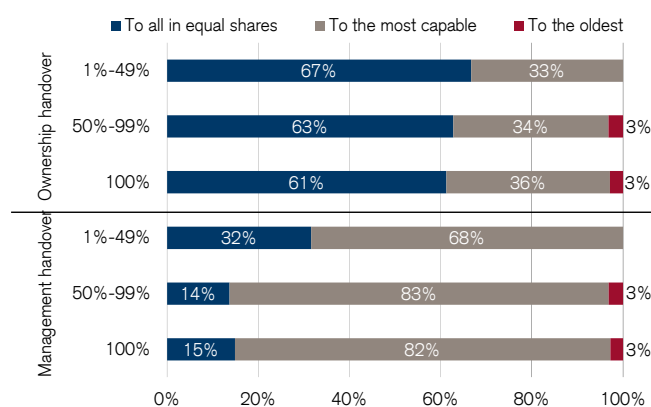
Distribution of responses



Source: 2016 Credit Suisse Succession Survey

**Figure 26: Correlation between family participation in ownership and preferred distribution principle**

Distribution of responses by share of family in ownership of the company; sample comprises family firms only



Source: 2016 Credit Suisse Succession Survey

<sup>19</sup> It should be noted that the question posed here to the chief executives of the SMEs was of an entirely fictitious nature for which FBO was predefined as the type of succession. The precise wording of the question was as follows: "Assuming you handover your company to your descendants, how would you hand over management and ownership?"

**The principle of equality slightly loses importance as the family influence rises**

Interestingly, a greater family share in ownership is accompanied by a stronger tendency toward the performance principle. Eighty-two percent of all SMEs that are completely family owned favor the performance principle for the handover of management (see Figure 26). At 68%, this share is significantly lower among those companies for which less than 50% of ownership is held by the company. These SMEs pursue the principle of equality in 32% of cases – i.e. relatively frequently compared with SMEs with a family share of ownership exceeding 50%. The performance principle also gains importance slightly with increasing family influence for the handover of ownership. It is conceivable that due to the concentration of the family's assets in the company the family bears a particularly high risk and therefore wishes to hedge itself by selecting the most capable successor from an entrepreneurial perspective, particularly in terms of management.

**Distribution principles**

**Principle of equality:** Handover of company to descendants in equal shares

**Performance principle:** Handover to most capable descendant from an entrepreneurial perspective

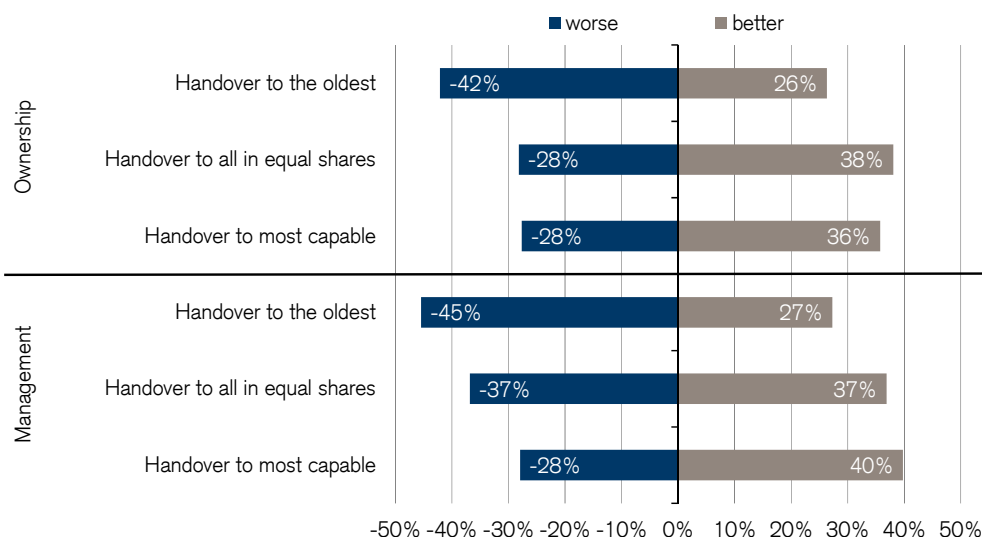
**Principle of primogeniture:** Handover to oldest son or daughter

**Positive effect of performance principle of performance**

The choice of distribution principle ultimately affects the performance of the company. According to our survey, the development of performance<sup>20</sup> since the time of takeover was especially positive at those companies at which the predecessors rated the performance principle as particularly important with regard to management succession (see Figure 27, lower part). Over 40% of those SMEs that applied the performance principle consider their economic situation to be better and just 28% to be worse compared to the time of handover. However, where management was transferred to the descendants in equal shares, performance deteriorated in 37% of cases. Companies at which the predecessors favored the principle of primogeniture, i.e. handover to the oldest child, fared even worse. Forty-five percent of these SMEs have recorded a worsening of the company's economic situation since handover.

**Figure 27: Development of performance and distribution principles**

Assessment of the economic situation of the company today compared with the time of handover; sample only comprises SMEs that have actually been handed over in the last 20 years



Source: 2016 Credit Suisse Succession Survey

**Distribution principles less important for the transfer of ownership**

While in terms of the transfer of ownership handover to the oldest child likewise most frequently leads to a worse performance, there are only minor differences between the principle of equality and the performance principle. Those SMEs that have applied the principle of equality rate their economic situation to be better in 38% of cases. At 36%, this share is only marginally lower among those applying the performance principle. In contrast to the handover of management,

<sup>20</sup> The development of performance is based on the subjective self-assessment of the SMEs.

which distribution principle is applied thus only plays a minor role in terms of performance for the transfer of ownership.

#### **Distribution principles: findings and recommendations for practice**

- Succession planning is successful if it is carried out in the interests of both the family and the company. This also includes fair succession planning.
- Family members often have different ideas about what is fair. Some find distribution according to the performance principle fair, while others favor distribution where everyone receives the same amount. As each family has individual needs, there is no right or wrong in terms of distribution.
- If a member of the family feels unfairly treated, this has implications for both the family and the company. Family conflicts impair individual and ultimately company performance.
- Consider which form of succession planning you find to be fair with regard to management and ownership and discuss this with the parties involved. This will prevent false expectations.



## Governance instruments

# Governance instruments are essential for succession

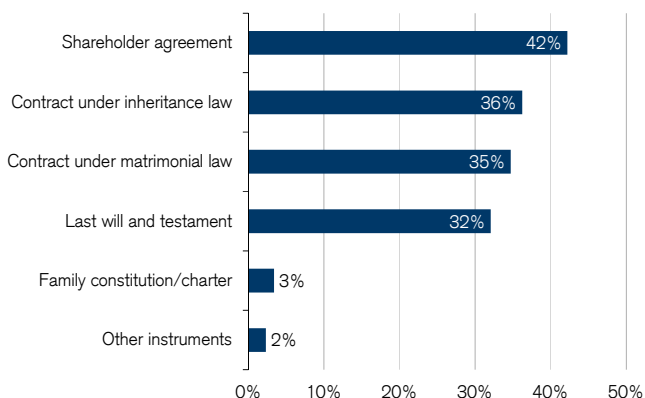
**SMEs planning an FBO have at their disposal comparatively more rules and governance instruments between the owners. The choice of distribution principle also influences the number of governance instruments.**

### Shareholder agreements are widespread among SMEs

A succession brings about changes to the structures and decision makers so that it is therefore very important for instruments to be at hand to guarantee a smooth handover of the company. A wide spectrum of instruments is available to the owners of a company and to family members in particular for governing the relationships among each other and making arrangements with regard to succession. Such governance instruments can range from shareholder and family-internal agreements to last wills and testaments (see box on page 26). According to our survey, frequent use of such instruments is made among owners of SMEs. An impressive 42% of all SMEs make recourse to shareholder agreements in order to ensure contractual regulation of the relationship among the shareholders (see Figure 28). Frequent use is likewise made of family-related instruments such as contracts under inheritance or matrimonial law, which can be found at 36% and 35% of the SMEs surveyed respectively. While a last will and testament is in place at 32% of the companies surveyed, family constitutions and charters are extremely rare at just 3%. This is perhaps due to the fact that there is still little knowledge of such instruments at SMEs or the family relationships are still manageable. Only 32% of SMEs have no governance instruments at all. In other words, at least one governance instrument is applied at two thirds of SMEs.

**Figure 28: Frequency of governance instruments at SMEs**

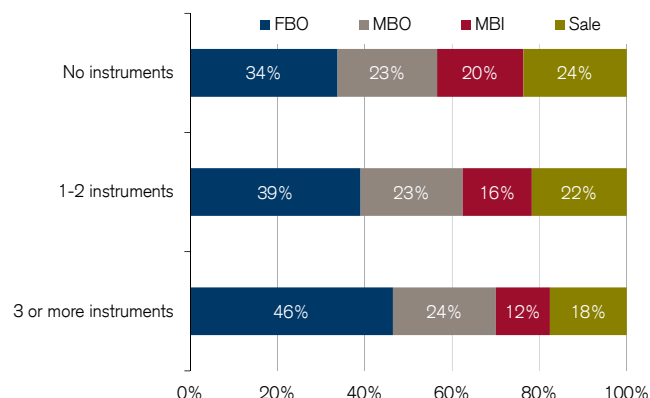
Share of SMEs with the specified instruments at their disposal



Source: 2016 Credit Suisse Succession Survey

**Figure 29: Correlation between number of governance instruments and planned type of succession**

Distribution of responses across number of instruments and type of succession (for ownership)



Source: 2016 Credit Suisse Succession Survey

### FBOs require a larger number of governance instruments

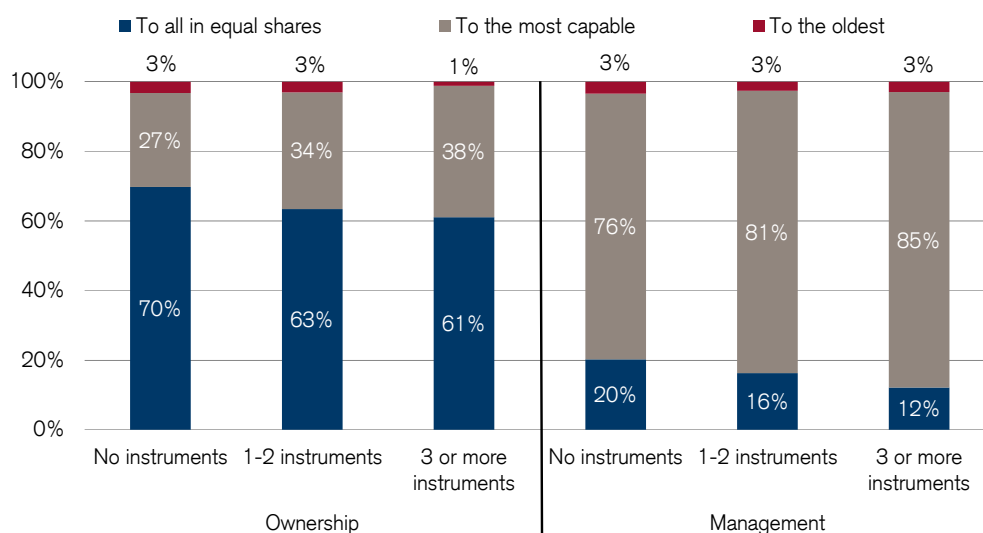
Governance instruments can among other things serve to pave the way for future succession planning. It can accordingly be assumed that the degree of regulation among the owners is linked to specific types of succession. As it happens, those SMEs that make use of a larger number of governance instruments display a greater tendency toward FBOs. SMEs completely foregoing governance instruments are only planning an FBO in 34% of cases (see Figure 29). By contrast, SMEs are planning an FBO in 46% of cases where they make use of at least three different instruments. Conversely, a high degree of regulation correlates comparatively rarely with MBIs or sale to another company. Family firms therefore appear to fall back on governance instruments in order to preserve future family control within the company and in doing so prevent a sale of the company to non-family members.

### Governance instruments ensure handover to the most capable

Selection of the distribution principle as part of succession planning is also linked to the use of governance instruments. According to our survey, more governance instruments exist (see Figure 30) where SMEs intend to hand over ownership and management to the most capable younger member of the family from an entrepreneurial perspective. The principle of equality is accordingly applied more frequently at SMEs without any governance instruments at their disposal. This would suggest that SMEs often secure the special status of the most capable family member from an entrepreneurial perspective – and therefore a deviation from the principle of equality – through the increased deployment of governance instruments. This is clearly also explained by the fact that inheritance law normally envisages handover of the company to the descendants in equal shares.

**Figure 30: Correlation between the number of governance instruments deployed and the intended distribution principle on succession**

Frequency of intended distribution principles by number of instruments; left: handover of ownership, right: handover of management



Source: 2016 Credit Suisse Succession Survey

#### Governance instruments explained in brief:

- **Shareholder agreement (SA):** An SA is an agreement between two or more owners (i.e. shareholders) of a corporation. The shareholders use an SA to regulate their relationship with each other and how they exercise their voting right at the General Meeting.
- **Marriage contract:** Spouses can specify by means of a marriage contract how the company, company earnings and/or increase in company value should be distributed between the spouses in the event of death and/or divorce.
- **Inheritance contract:** This is concluded between all family members (spouses and descendants) in order to set out in detail what happens to the company in the event of the entrepreneur's death.
- **Last will and testament:** Unlike the inheritance contract, the last will and testament is a unilateral directive issued by the testator in which the latter sets out company and asset succession in the event of his or her death.
- **Family constitution/charter:** This assists families in agreeing on various issues (e.g. joint targets, prerequisites for working in the company and decision-making).

**Governance instruments: findings and recommendations for practice**

- Company handover changes the structures between the owners. You should therefore make sure that you introduce governance instruments at an early stage in order to prevent potential uncertainties and conflicts on handover.
- However, greater complexity (many family members or large company) is not tantamount to more difficult succession planning. Choosing the right governance instruments enables even very complex structures to be transferred to the next generation without conflict.
- The way is the goal: In order to achieve a sustainable solution, it is important to include all parties involved in the process of drawing up the governance instruments.
- Brevity is the soul of wit: It is better to have a small number of clear and needs-oriented rules that everyone is familiar with and able to uphold.
- The more you deviate from the principle of equality among the descendants, the more governance instruments are required.

## Asset governance

### The company as part of retirement provision

Rather than financial aspects, the primary motive for the entrepreneurial activity of most SME entrepreneurs is self-fulfillment. Nevertheless, the company forms part of retirement provision for half the chief executives surveyed. This share increases with the age of the chief executives. The company is part of retirement provision for 40% of 20 to 35-year-olds and 54% of 50 to 65-year-olds. This pattern comes as little surprise: The nearer the time of retirement draws, the more important the financial planning of retirement becomes.

### Many entrepreneurs manage their private assets with the help of trustees and their bank

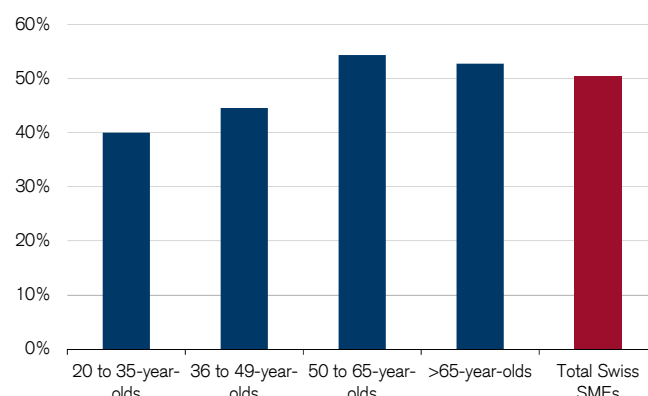
More than 50% of those surveyed in all company size categories claim to support the owners of the company in managing their private assets or to manage their own private assets. Likewise over 50% additionally make use of the services of a trustee or tax consultant. The larger the SME, the less self-management of private assets takes place and the services of trustees/tax consultants and banks gain importance. Private assets are only rarely managed by the company's CFO or other family members, although the importance of support from the CFO increases with the size of the company.

### Family members and friends acquire companies at the best price

All succession planning involves setting a price for the company to be handed over. This price depends strongly on the personal relationship between the seller and the successor. Our survey shows that family members and friends are able to acquire the company at particularly favorable terms. Both groups receive an average discount of 41% of the market price. Eighteen percent of family successors even receive the business 'free of charge'. Only around a third of all acquirers pay the full market price or more. At 22%, business partners receive the smallest discount.

**Figure 31: Share of retirement provision**

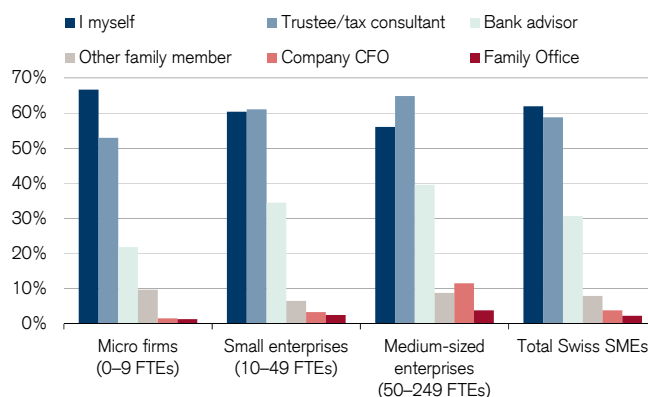
Share per age group



Source: 2016 Credit Suisse Succession Survey

**Figure 32: Management of private assets**

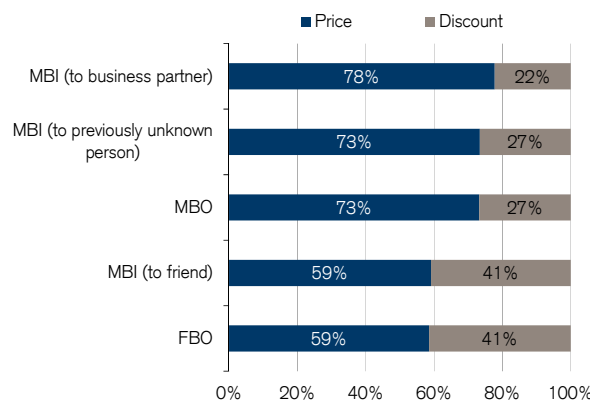
"Who supports the owners in managing their private assets?", share of entrepreneurs per size category



Source: 2016 Credit Suisse Succession Survey

**Figure 33: Discount on market price**

Average share of market price per type of handover



Source: 2016 Credit Suisse Succession Survey

## Further information

- [www.credit-suisse.com/succession](http://www.credit-suisse.com/succession)
- [www.cfb.unisg.ch/wb](http://www.cfb.unisg.ch/wb)
- [www.kmunext.ch](http://www.kmunext.ch)



### **2013 *Company Succession in Practice Study***

Credit Suisse AG  
[www.credit-suisse.com/corporates](http://www.credit-suisse.com/corporates)

# Disclosures

The information and opinions expressed in this report (other than article contributions by Investment Strategists) were produced by the Research department of the Private Banking & Wealth Management division of CS as of the date of writing and are subject to change without notice. Views expressed in respect of a particular security in this report may be different from, or inconsistent with, the observations and views of the Credit Suisse Research department of Investment Banking division due to the differences in evaluation criteria.

Article contributions by Investment Strategists are not research reports. Investment Strategists are not part of the CS Research department. CS has policies in place designed to ensure the independence of CS Research Department including policies relating to restrictions on trading of relevant securities prior to distribution of research reports. These policies do not apply to Investment Strategists.

CS accepts no liability for loss arising from the use of the material presented in this report, except that this exclusion of liability does not apply to the extent that liability arises under specific statutes or regulations applicable to CS. This report is not to be relied upon in substitution for the exercise of independent judgment. CS may have issued, and may in the future issue, a trading idea regarding this security. Trading ideas are short term trading opportunities based on market events and catalysts, while company recommendations reflect investment recommendations based on expected total return over a 6 to 12-month period as defined in the disclosure section. Because trading ideas and company recommendations reflect different assumptions and analytical methods, trading ideas may differ from the company recommendations. In addition, CS may have issued, and may in the future issue, other reports that are inconsistent with, and reach different conclusions from, the information presented in this report. Those reports reflect the different assumptions, views and analytical methods of the analysts who prepared them and CS is under no obligation to ensure that such other reports are brought to the attention of any recipient of this report.

## Analyst certification

The analysts identified in this report hereby certify that views about the companies and their securities discussed in this report accurately reflect their personal views about all of the subject companies and securities. The analysts also certify that no part of their compensation was, is, or will be directly or indirectly related to the specific recommendation(s) or view(s) in this report.

Knowledge Process Outsourcing (KPO) Analysts mentioned in this report are employed by Credit Suisse Business Analytics (India) Private Limited.

## Important disclosures

CS policy is to publish research reports, as it deems appropriate, based on developments with the subject company, the sector or the market that may have a material impact on the research views or opinions stated herein. CS policy is only to publish investment research that is impartial, independent, clear, fair and not misleading.

The Credit Suisse Code of Conduct to which all employees are obliged to adhere, is accessible via the website at:

[http://www.credit-suisse.com/governance/en/code\\_of\\_conduct.html](http://www.credit-suisse.com/governance/en/code_of_conduct.html)

For more detail, please refer to the information on independence of financial research, which can be found at:

[https://www.credit-suisse.com/legal/pb\\_research/independence\\_en.pdf](https://www.credit-suisse.com/legal/pb_research/independence_en.pdf)

The analyst(s) responsible for preparing this research report received compensation that is based upon various factors including CS's total revenues, a portion of which is generated by Credit Suisse Investment Banking business.

## Additional disclosures

**United Kingdom:** For fixed income disclosure information for clients of Credit Suisse (UK) Limited and Credit Suisse Securities (Europe) Limited, please call +41 44 333 33 99.

**India:** Please visit <http://www.credit-suisse.com/in/researchdisclosure> for additional disclosures mandated vide Securities And Exchange Board of India (Research Analysts) Regulations, 2014.

Credit Suisse may have an interest in the companies mentioned in this report.

CS research reports are also available on <https://investment.credit-suisse.com/>

For information regarding disclosure information on Credit Suisse Investment Banking rated companies mentioned in this report, please refer to the Investment Banking division disclosure site at:

<https://rave.credit-suisse.com/disclosures>

For further information, including disclosures with respect to any other issuers, please refer to the Private Banking & Wealth Management division Disclosure site at:

<http://www.credit-suisse.com/disclosure>

# Global disclaimer / important information

This report is not directed to, or intended for distribution to or use by, any person or entity who is a citizen or resident of or located in any locality, state, country or other jurisdiction where such distribution, publication, availability or use would be contrary to law or regulation or which would subject CS to any registration or licensing requirement within such jurisdiction.

References in this report to CS include Credit Suisse AG, the Swiss bank, its subsidiaries and affiliates. For more information on our structure, please use the following link:

[http://www.credit-suisse.com/who\\_we\\_are/en/](http://www.credit-suisse.com/who_we_are/en/)

**NO DISTRIBUTION, SOLICITATION, OR ADVICE:** This report is provided for information and illustrative purposes and is intended for your use only. It is not a solicitation, offer or recommendation to buy or sell any security or other financial instrument. Any information including facts, opinions or quotations, may be condensed or summarized and is expressed as of the date of writing. The information contained in this report has been provided as a general market commentary only and does not constitute any form of regulated financial advice, legal, tax or other regulated service. It does not take into account the financial objectives, situation or needs of any persons, which are necessary considerations before making any investment decision. You should seek the advice of your independent financial advisor prior to taking any investment decisions based on this report or for any necessary explanation of its contents. This report is intended only to provide observations and views of CS at the date of writing, regardless of the date on which you receive or access the information. Observations and views contained in this report may be different from those expressed by other Departments at CS and may change at any time without notice and with no obligation to update. CS is under no obligation to ensure that such updates are brought to your attention. **FORECASTS & ESTIMATES:** Past performance should not be taken as an indication or guarantee of future performance, and no representation or warranty, express or implied, is made regarding future performance. To the extent that this report contains statements about future performance, such statements are forward looking and subject to a number of risks and uncertainties. Unless indicated to the contrary, all figures are unaudited. All valuations mentioned herein are subject to CS valuation policies and procedures. **CONFLICTS:** CS reserves the right to remedy any errors that may be present in this report. Credit Suisse, its affiliates and/or their employees may have a position or holding, or other material interest or effect transactions in any securities mentioned or options thereon, or other investments related thereto and from time to time may add to or dispose of such investments. CS may be providing, or have provided within the previous 12 months, significant advice or investment services in relation to the investments listed in this report or a related investment to any company or issuer mentioned. Some investments referred to in this report will be offered by a single entity or an associate of CS or CS may be the only market maker in such investments. CS is involved in many businesses that relate to companies mentioned in this report. These businesses include specialized trading, risk arbitrage

trage, market making, and other proprietary trading. **TAX:** Nothing in this report constitutes investment, legal, accounting or tax advice. CS does not advise on the tax consequences of investments and you are advised to contact an independent tax advisor. The levels and basis of taxation are dependent on individual circumstances and are subject to change. **SOURCES:** Information and opinions presented in this report have been obtained or derived from sources which in the opinion of CS are reliable, but CS makes no representation as to their accuracy or completeness. CS accepts no liability for a loss arising from the use of this report. **WEBSITES:** This report may provide the addresses of, or contain hyperlinks to, websites. Except to the extent to which the report refers to website material of CS, CS has not reviewed the linked site and takes no responsibility for the content contained therein. Such address or hyperlink (including addresses or hyperlinks to CS's own website material) is provided solely for your convenience and information and the content of the linked site does not in any way form part of this report. Accessing such website or following such link through this report or CS's website shall be at your own risk.

#### Distribution of research reports

Except as otherwise specified herein, this report is prepared and issued by Credit Suisse AG, a Swiss bank, authorized and regulated by the Swiss Financial Market Supervisory Authority. **Australia:** This report is distributed in Australia by Credit Suisse AG, Sydney Branch (CSSB) (ABN 17 061 700 712 AFSL 226896) only to "Wholesale" clients as defined by s761G of the Corporations Act 2001. CSSB does not guarantee the performance of, nor make any assurances with respect to the performance of any financial product referred herein. **Bahrain:** This report is distributed by Credit Suisse AG, Bahrain Branch, authorized and regulated by the Central Bank of Bahrain (CBB) as an Investment Firm Category 2. Credit Suisse AG, Bahrain Branch is located at Level 22, East Tower, Bahrain World Trade Centre, Manama, Kingdom of Bahrain. **Dubai:** This information is being distributed by Credit Suisse AG (DIFC Branch), duly licensed and regulated by the Dubai Financial Services Authority ("DFSA"). Related financial services or products are only made available to Professional Clients or Market Counterparties, as defined by the DFSA, and are not intended for any other persons. Credit Suisse AG (DIFC Branch) is located on Level 9 East, The Gate Building, DIFC, Dubai, United Arab Emirates. **France:** This report is distributed by Credit Suisse (Luxembourg) S.A., Succursale en France, authorized by the Autorité de Contrôle Prudentiel et de Résolution (ACPR) as an investment service provider. Credit Suisse (Luxembourg) S.A., Succursale en France is supervised and regulated by the Autorité de Contrôle Prudentiel et de Résolution and the Autorité des Marchés Financiers. **Gibraltar:** This report is distributed by Credit Suisse (Gibraltar) Limited. Credit Suisse (Gibraltar) Limited is an independent legal entity wholly owned by Credit Suisse and is regulated by the Gibraltar Financial Services Commission. **Guernsey:** This report is distributed by Credit Suisse (Channel Islands) Limited, an independent legal entity registered in Guernsey under 15197, with its registered address at Helvetia Court, Les Echelons, South Esplanade, St Peter Port, Guernsey. Credit Suisse (Channel Islands) Limited is wholly owned by Credit Suisse AG and is regulated by the Guernsey Financial Services Commission. Copies of the latest audited accounts are available on request. **Hong Kong:** This report is issued in Hong Kong by Credit Suisse AG Hong Kong Branch, an Authorized Institution regulated by the Hong Kong Monetary Authority and a Registered Institution regulated by the Securities and Futures Ordinance (Chapter 571 of the Laws of Hong Kong). **India:** This report is distributed by Credit Suisse Securities (India) Private Limited ("Credit Suisse India," CIN no. U67120MH1996PTC104392), regulated by the Securities and Exchange Board of India (SEBI) under SEBI registration Nos. INB230970637; INF230970637; INB010970631; INF010970631, INP000002478, with its registered address at 9th Floor, Ceejay House, Plot F, Shivsagar Estate, Dr. Annie Besant Road, Worli, Mumbai 400 018, India, Tel. +91-22 6777 3777. **Italy:** This report is distributed in Italy by Credit Suisse (Italy) S.p.A., a bank incorporated and registered under Italian law subject to the supervision and control of Banca d'Italia and CONSOB, and also distributed by Credit Suisse AG, a Swiss bank authorized to provide banking and financial services in Italy. **Japan:** This report is solely distributed in Japan by Credit Suisse Securities (Japan) Limited, Financial Instruments Dealer, Director-General of Kanto Local Finance Bureau (Kinsho) No. 66, a member of the Japan Securities Dealers Association, Financial Futures Association of Japan, Japan Investment Advisers Association, and Type II Financial Instruments Firms Association. Credit Suisse Securities (Japan) Limited will not distribute or forward this report outside Japan. **Jersey:** This report is distributed by Credit Suisse (Channel Islands) Limited, Jersey Branch, which is regulated by the Jersey Financial Services Commission for the conduct of investment business. The address of Credit Suisse (Channel Islands) Limited, Jersey Branch, in Jersey is: TradeWind House, 22 Esplanade, St Helier, Jersey JE4 5WU. **Lebanon:** This report is distributed by Credit Suisse (Lebanon) Finance SAL ("CSLF"), a financial institution incorporated in Lebanon and regulated by the Central Bank of Lebanon ("CBL") with a financial institution license number 42. Credit Suisse (Lebanon) Finance SAL is subject to the CBL's laws and regulations as well as the laws and decisions of the Capital Markets Authority of Lebanon ("CMA"). CSLF is a subsidiary of Credit Suisse AG and part of the Credit Suisse Group (CS). The CMA does not accept any responsibility for the content of the information included in this report, including the accuracy or completeness of such information.

The liability for the content of this report lies with the issuer, its directors and other persons, such as experts, whose opinions are included in the report with their consent. The CMA has also not assessed the suitability of the investment for any particular investor or type of investor. Investments in financial markets may involve a high degree of complexity and risk and may not be suitable to all investors. The suitability assessment performed by CSLF with respect to this investment will be undertaken based on information that the investor would have provided to CSLF and in accordance with Credit Suisse internal policies and processes. It is understood that the English language will be used in all communication and documentation provided by CS and/or CSLF. By accepting to invest in the product, the investor confirms that he has no objection to the use of the English language. **Luxembourg:** This report is distributed by Credit Suisse (Luxembourg) S.A., a Luxembourg bank, authorized and regulated by the Commission de Surveillance du Secteur Financier (CSSF). **Qatar:** This information has been distributed by Credit Suisse (Qatar) L.L.C, which has been authorized and is regulated by the Qatar Financial Centre Regulatory Authority (QFCRA) under QFC No. 00005. All related financial products or services will only be available to Business Customers or Market Counterparties (as defined by the Qatar Financial Centre Regulatory Authority (QFCRA) rules and regulations), including individuals, who have opted to be classified as a Business Customer, with liquid assets in excess of USD 1 million, and who have sufficient financial knowledge, experience and understanding to participate in such products and/or services. **Singapore:** This report has been prepared and issued for distribution in Singapore to institutional investors, accredited investors and expert investors (each as defined under the Financial Advisers Regulations) only, and is also distributed by Credit Suisse AG, Singapore Branch to overseas investors (as defined under the Financial Advisers Regulations. Credit Suisse AG, Singapore Branch may distribute reports produced by its foreign entities or affiliates pursuant to an arrangement under Regulation 32C of the Financial Advisers Regulations. Singapore recipients should contact Credit Suisse AG, Singapore Branch at +65-6212-2000 for matters arising from, or in connection with, this report. By virtue of your status as an institutional investor, accredited investor, expert investor or overseas investor, Credit Suisse AG, Singapore Branch is exempted from complying with certain compliance requirements under the Financial Advisers Act, Chapter 110 of Singapore (the "FAA"), the Financial Advisers Regulations and the relevant Notices and Guidelines issued thereunder, in respect of any financial advisory service which Credit Suisse AG, Singapore branch may provide to you. **Spain:** This report is distributed in Spain by Credit Suisse AG, Sucursal en España, authorized under number 1460 in the Register by the Banco de España. **Thailand:** This report is distributed by Credit Suisse Securities (Thailand) Limited, regulated by the Office of the Securities and Exchange Commission, Thailand, with its registered address at 990 Abdulrahim Place Building, 27/F, Rama IV Road, Silom, Bangrak, Bangkok Tel. 0-2614-6000. **United Kingdom:** This material is issued by Credit Suisse (UK). Credit Suisse (UK) Limited, is authorized by the Prudential Regulation Authority and regulated by the Financial Conduct Authority and the Prudential Regulation Authority. The protections made available by the Financial Conduct Authority and/or the Prudential Regulation Authority for retail clients do not apply to investments or services provided by a person outside the UK, nor will the Financial Services Compensation Scheme be available if the issuer of the investment fails to meet its obligations. To the extent communicated in the United Kingdom ("UK") or capable of having an effect in the UK, this document constitutes a financial promotion which has been approved by Credit Suisse (UK) Limited which is authorized by the Prudential Regulation Authority and regulated by the Financial Conduct Authority and the Prudential Regulation Authority for the conduct of investment business in the UK. The registered address of Credit Suisse (UK) Limited is Five Cabot Square, London, E14 4QR. Please note that the rules under the UK's Financial Services and Markets Act 2000 relating to the protection of retail clients will not be applicable to you and that any potential compensation made available to "eligible claimants" under the UK's Financial Services Compensation Scheme will also not be available to you. Tax treatment depends on the individual circumstances of each client and may be subject to changes in future.

**UNITED STATES: NEITHER THIS REPORT NOR ANY COPY THEREOF MAY BE SENT, TAKEN INTO OR DISTRIBUTED IN THE UNITED STATES OR TO ANY US PERSON (WITHIN THE MEANING OF REGULATION S UNDER THE US SECURITIES ACT OF 1933, AS AMENDED).**

This report may not be reproduced either in whole or in part, without the written permission of Credit Suisse. Copyright © 2016 Credit Suisse Group AG and/or its affiliates. All rights reserved.

16C030A\_R

## Further Publications of Credit Suisse Economic Research



### Sector Monitor Q2 2016

The Sector Monitor provides a quarterly description of the current situation and economic outlook of Switzerland's key sectors.

June 29, 2016



### Global Real Estate Monitor Q3 2016

The Global Real Estate Monitor is a quarterly overview of the key real estate markets and trends around the world. We analyze both direct and indirect real estate investments.

July 2016



### Success Factors for Swiss SMEs 2016

The annual survey questions Swiss SMEs on their success factors in Switzerland. This year's focus is placed on Switzerland as a business location compared with abroad and the importance of digitalization for Swiss SMEs.

September 1, 2016



### Monitor Switzerland Q3 2016

Monitor Switzerland contains analysis and forecasts for the Swiss economy.

September 19, 2016



### Real Estate Monitor Switzerland Q3 2016

The Real Estate Monitor provides an update of all real estate-relevant market developments three times a year, thereby supplementing the annual fundamental analyses and special topics of the Credit Suisse Real Estate Study.

End of September 2016



### 2016 NAB Regional Study

The NAB Regional Study investigates current topics concerning Aargau's economy. This year the focus is placed on industry and its current challenges.

October 2016

You can also read *Economy and Markets – Perspectives for Investors* each month and subscribe to our publications directly from your relationship manager